



**Regular Meeting of the
Metro Wastewater JPA/Metro Commission**

AGENDA

Thursday, December 4, 2025 - 12:00 p.m.

9192 Topaz Way (PUD MOC II) Auditorium, San Diego, CA

"The Metro JPA's mission is to create an equitable partnership with the San Diego City Council and Mayor on regional wastewater issues. Through stakeholder collaboration, open dialogue, and data analysis, the partnership seeks to ensure fair rates for participating agencies, concern for the environment, and regionally balanced decisions."

NOTE: ANY MEMBER OF THE PUBLIC MAY ADDRESS THE METRO WASTEWATER JPA/COMMISSION ON ANY AGENDA ITEM. PLEASE COMPLETE A SPEAKER SLIP AND SUBMIT IT TO THE BOARD SECRETARY PRIOR TO THE START OF THE MEETING, IF POSSIBLE, OR IN ADVANCE OF THE SPECIFIC ITEM BEING CALLED. COMMENTS ARE LIMITED TO THREE (3) MINUTES PER INDIVIDUAL

-
1. **ROLL CALL**
 2. **PLEDGE OF ALLEGIANCE**
 3. **PUBLIC COMMENT:** *Persons speaking during Public Comment may address the Metro Wastewater JPA/Metro Commission on any subject matter within the jurisdiction of the Metro Wastewater JPA/Metro Commission that is not listed as an agenda item. Comments are limited to three (3) minutes.*
 4. **ACTION:** Approval of Agenda

CONSENT CALENDAR

Items **5-6** will be enacted in one motion in accordance with the recommendation unless removed from the Consent Calendar by the Board of Directors, Staff or Public. If a member of the public wishes to remove an item, they should submit a "Request to Speak" form to the Board Secretary prior to the meeting. Items removed from the Consent Calendar will be considered in the original agenda order immediately following adoption of the Consent Calendar.

RECOMMENDATION: Approve the Consent Calendar

5. **ACTION:** Consideration and Possible Action to Approve the Minutes of **November 6, 2025 (Attachment)**
6. **ACTION:** Receive and File Check Registry – Monthly Expense Report for the Month of **October, 2025 (Attachment)**

END OF CONSENT CALENDAR

7. **ACTION:** Consideration and Possible Action to Approve the SD PUD Independent Auditor's Report - Fiscal Year Ending 2020 (Adam Jones) **(Attachment)**(Approved at 11/19/25 TAC Meeting)
8. **ACTION:** Consideration and Possible Action to Approve the Authorization to Execute a Contract with U S Peroxide, LLC to Provide Hydrogen Sulfide Odor Control in Collection System (Tim Carroll) **(Attachment)** (Approved at 11/19/25 TAC Meeting)
9. **UPDATE:** Semi-Annual Pure Water Program Update (Doug Campbell) **(Attachment)**
 - a. **ACTION:** Amendment No. 4 to the Agreement with Jacobs-CH2M Hill Engineers, Inc. for As-Needed Construction Management Services – Conveyance Projects - Contract Number H176955 (Akram Bassyouni, Kate Gasparro) **(Attachment)**
 - b. **ACTION:** Pure Water Program – Amendment No. 3 to the Agreement with Parsons-Black & Veatch Joint Venture for As-Needed Construction Manager - Treatment Plant and Facilities Projects - Contract Number H176935 (Akram Bassyouni, Kate Gasparro) **(Attachment)**
 - c. **ACTION:** Pure Water Program – First Amendment to the agreement with PMWeb, Inc. to provide web-based project control system for Pure Water Program Phase 1 – Sole Source Agreement #4265 (Akram Bassyouni, Kate Gasparro) **(Attachment)**
10. **UPDATE:** Pure Water Program Update (Standing Item) (Doug Owen/Ben Kuhnel)
11. **UPDATE:** Metro Wastewater (General) (Standing Item) (Lisa Celaya)
12. **UPDATE:** Metro Wastewater Financial (Standing Item) (Adam Jones)
13. **REPORT:** General Counsel (Standing Item) (Adriana Ochoa)
 - a. SB 707 Virtual Meetings
 - b. SB 852 Eff. January 2026, Individuals who must file their Form 700, Statement of Economic Interest with the FPCC on their Online System.

14. **REPORT:** Metro JPA Executive Director's Report October 2025 (Standing Item) (Karyn Keze) (**Attachment**)
15. **REPORT:** Metro TAC Chair's Report November 2025 (Standing Item) (Blake Behringer) (**Attachment**)
16. **METRO JPA DIRECTORS/COMMISSIONERS COMMENTS AND PROPOSED AGENDA ITEMS** for the Next Metro JPA/Commission Meeting **January 1, 2026**
17. **CLOSED SESSION**
PUBLIC EMPLOYEE PERFORMANCE EVALUATION
(Gov. Code 54957(b)(1))
Title: Executive Director
18. **ADJOURNMENT** – For those not attending SANDIST, **Have a wonderful, safe holiday season!**

NOTE 1: SANDIST (*San Diego Area Wastewater Management District*) will meet *immediately following this meeting. Please stay if you represent one of the following PA's: Coronado, Del Mar, Imperial Beach, Lemon Grove Sanitation District, National City, Otay Water District, Padre Dam Municipal Water District, Poway*

The Metro Wastewater JPA and/or Commission may act on any item listed in this Agenda whether or not it is listed "For Action."

Materials provided to the Metro JPA/Metro Commission related to any open-session item on this agenda are available for public review at our website: <https://www.metrojpa.org>

In compliance with the AMERICANS WITH DISABILITIES ACT

Persons with disabilities that require modifications or accommodations, please *contact General Counsel Adriana Ochoa at arochoa@swlaw.com* by no later than two hours prior.

to the meeting to request reasonable modifications or accommodations consistent with the Americans with Disabilities Act and Metro JPA/Commission shall promptly work with you to resolve the matter in favor of accessibility.

Metro JPA 2026 Regular Meeting Schedule

January 1, 2026
April 2, 2026
July 2, 2026
October 1, 2026

February 5, 2026
May 7, 2026
August 6, 2026
November 5, 2026

March 5, 2026
June 4, 2026
September 3, 2026
December 3, 2026



**Minutes of the Regular Meeting of
the Metro Wastewater JPA and
Metro Commission**

9192 Topaz Way (PUD MOC II) Auditorium, San Diego, CA

November 6, 2025

Chair Jones called the meeting to order at 12:03 p.m. A quorum of the Metro JPA/Commission was declared, and the following representatives were present:

1. **ROLL CALL**

<u>Agencies</u>	<u>Representatives</u>	<u>Alternate</u>
City of Chula Vista	Jose Preciado	
City of Coronado	Kelly Purvis	
City of Del Mar	Dwight Worden	
City of El Cajon	Gary Kendrick	
City of Imperial Beach	Mitch McKay	
City of La Mesa	Bill Baber (absent)	
Lemon Grove San District	Jerry Jones	
City of National City	Ditas Yamane	
City of Poway	Peter De Hoff	
Otay Water	Mark Robak (arrived 12:18)	
Padre Dam	Kyle Swanson	
County of San Diego	Joel Anderson	

Others present: Metro JPA Assistant General Counsel Tracie Stender – Snell & Wilmer Law; Metro JPA/Commission Board Secretary Lori Anne Peoples; Michael Benozza & Patrick Moneda – City of Chula Vista; None – City of Coronado; Blake Behringer - City of El Cajon; Juan Larios & Adrian Zavala – City of Imperial Beach; Joe Kuhn – City of La Mesa; Jessyka Heredia – Lemon Grove Sanitation District; Carmen Kasner – City of National City; Beth Gentry – Otay Water District; Lewis Clapp, Peejay Tubongbauna – Padre Dam Municipal Water District; None – City of Poway; Lisa Celaya, Doug Campbell, Adam Jones, Edgar Patino, Doug Owen, Ben Kuhnel Violet Renick - City of San Diego Staff; Sumedh Bahl – County of San Diego; Metro JPA Staff: Karyn Keze, Executive Director, The Keze Group; Lee Ann Jones-Santos, Assistant Treasurer from Rodney Greek, CPA; and Dexter Wilson and Kathleen Noel, Wilson Engineering

2. **PLEDGE OF ALLEGIANCE TO THE FLAG**

Director Kendrick, City of El Cajon, led the pledge

3. **PUBLIC COMMENT**

None.

4. **ACTION: APPROVAL OF AGENDA**

ACTION: Motion by Director Anderson, seconded by Second Director Yamane, to approve the agenda. Motion carried with Director Baber absent

CONSIDERATION AND POSSIBLE ACTION TO APPROVE CONSENT CALENDAR ITEMS 5 through 7

5. **ACTION: Consideration and Possible Action to Approve the Minutes of September 4, 2025**

6. **ACTION: Receive and File Check Registry/Monthly Expense Report for the Month of August 2025**

7. **ACTION: Consideration and Possible Action to Approve the Meeting Calendar for 2026**

ACTION: Motion by Director McKay, seconded by Director Yamane to approve the Consent Calendar, Items 5 through 7. Motion carried as follows:

AYES: Preciado, Purvis, Worden, Kendrick, McKay, Jones, Yamane, Robak, Clapp, De Hoff, Anderson
NAYS: None
ABSTAIN: None
ABSENT: Baber

END OF CONSENT CALENDAR

8. **ACTION: Consideration and Possible Action to Approve the Metro Wastewater JPA Treasurer's Report Quarter 1 – Ending September 30, 2025**

Assistant Treasurer Lee Ann Jones-Santos provided a verbal overview of her presentation included in the agenda packet. She noted that all membership fees had been received and that our finances are in a good place with funds of \$1,228,038 being transferred to LAIF and earning us interest.

Executive Director Keze explained that, due to the JPA's limited staffing, she assigned the search for a new website hosting vendor to the Treasury staff, as the current vendor (Granicus) will not renew the JPA's contract after June 30, 2026. Because the website project is outside the Treasury staff's current scope of work, their billings are higher than usual.

Director Yamane inquired and was told that there was no maximum that can be placed in LAIF annually.

ACTION: Motion by Director Preciado, seconded by Director Yamane, the Treasurer's Report – Quarter 1 be approved. Motion carried as follows:

AYES: Preciado, Purvis, Worden, Kendrick, McKay, Jones, Yamane, Robak, Clapp, De Hoff, Anderson
NAYS: None
ABSTAIN: None
ABSENT: Baber

9. **ACTION: Consideration and Possible Action to Reply to the Padre Dam Letter Dated September 24, 2025**

Executive Director Keze introduced the item.

Chair Jones stated that the AdHoc had discussed the letter and provided input to the response letter being presented and included in the agenda package.

Director Worden stated he was good with the letter and was still open when appropriate to send a delegation to a Padre meeting.

Director Preciado noted that the AdHoc formulated the response in cooperation with the City of San Diego and that the largest payer, the City of Chula Vista is opposed to any unanimous vote. He was hopeful everyone had read the letter and agreed to respond. By moving this forward, they might be invited to provide a presentation to the Padre Board.

ACTION: Motion by Director Yamane, seconded by Director Preciado, to approve the sending of the response letter to Padre with the Chair and Directors signatures. Motion carried as follows:

AYES: Preciado, Purvis, Worden, Kendrick, McKay, Jones, Yamane, Robak, Clapp, De Hoff, Anderson
NAYS: None
ABSTAIN: None
ABSENT: Baber

10. **ACTION: Consideration and Possible Action to Approve and Eleventh Amended Joint Powers Agreement Confirming the Creation of an Agency known as Southern California Coastal Water Research Project (SCCWRP)**

Violet Renick, City of San Diego, provided a brief verbal overview of her presentation included in the agenda package.

Director Worden requested the quarterly updates/reports be provided to the JPA.

Director McKay requested the methodology be used up the coast as well as in the south bay.

Director Robak inquired as to their website status with the federal cuts and was informed that they receive funding from other places as well.

Ms. Renick stated that the quarterly reports would be forwarded to the JPA.

ACTION: Motion by Vice Chair De Hoff, seconded by Director Anderson, the Eleventh Amendment be approved Motion carried as follows:

AYES: Preciado, Purvis, Worden, Kendrick, McKay, Jones, Yamane, Robak,
De Hoff, Anderson

NAYS: Clapp

ABSTAIN: None

ABSENT: Baber

11. **UPDATE: Pure Water Program Update**

a. Quarterly Construction Update

Ben Kunhel of STANTEC provided a brief verbal overview of the summary chart for the Quarter ending June 30. He stated that the project was 78% completed by June and had expended \$900k for the overall program.

Director Robak requested an update on Phase 2 at a future meeting.

12. **UPDATE: Metro Wastewater (General)**

Lisa Celaya, City of San Diego stated that PUD staff was looking forward to providing the NCPW Plant Tour at the conclusion of this meeting. Additionally, they were ready to move staff in as well as into the new Pure Water Lab in January. Other items she noted were that the comment period for the Modified Permit was pushed out to February due to the Federal shutdown.

13. **UPDATE: Metro Wastewater (Financial) (Standing Item)**

No report.

14. **UPDATE: General Counsel (Standing Item)**

Assistant General Counsel Stender stated that Ms. Ochoa would be back to provide any updates at the December meeting.

15. **UPDATE: Metro JPA Executive Director's Report September/October 2025 (Standing Item)**

Executive Director Keze stated that her report was included in the agenda package and posted on the website. She stated that there were no sign-ups for the December NCPW Plant Tour so it has been cancelled and staff were looking at trying for February when the new Operations building and Lab will be open.

Further, the management letter for the Metro FY 2020 Audit was just signed and will be going to TAC with the final coming to the JPA in December and all but one PA will be receiving a refund.

16. **REPORT: Metro TAC Chair's Report October 2025 (Standing Item)**

Metro TAC Chair Behringer stated that his report was attached and included on the website under NEWS.

17. **Metro JPA Directors/Commissioners Comments and Proposed Agenda Items for the Next Metro JPA/Commission Regular Meeting, November 6, 2025.**

Chair Jones spoke regarding all the important work done by the JPA and noted that it effects the environment.

Director Worden requested a future agenda item regarding Padre be put in the queue as a closed session or something. Executive Director Keze stated she will discuss this with the City of San Diego

Executive Director Keze also reported that four upcoming Participating Agency Council meetings have been scheduled for adoption of SARA, with additional meetings anticipated in January and February due to the holidays. She requested that Participating Agencies notify her when their Councils schedule SARA for consideration so she can coordinate support staff attendance.

Director Robak announced he had visited the San Diego Aerospace Museum and learned that John Montgomery, of Montgomery Field, was the 1st in flight in 1883 and this was prior to the Wright Brothers.

18. **ADJOURNMENT**

Chair Jones declared the meeting adjourned at 1:06 p.m.

Monthly Expense Report

MetroJPA

Invoices for October 2025 paid in November 2025

Prepared by

Treasurer@metrojpa.org

Prepared on

November 12, 2025

Expenses by Vendor Summary
MetroJPA
November 12, 2025

Vendor	Total
Dexter Wilson Engineering	16,982.50
Ditas Yamane	194.60
Donald Dwight Worden	175.00
Gary Kendrick	350.00
Jerrold L. Jones	544.60
Jessica Heredia	194.60
Joel Anderson	201.60
Jose Preciado	525.00
Kelly Purvis	368.20
Keze Group LLC	17,325.00
Lori Anne Peoples	7,873.59
Mark Robak	350.00
Mitchell D McKay	175.00
Peter De Hoff	547.40
Snell and Wilmer Law	13,042.15
Credit Card Expenses	557.71
TOTAL	\$59,406.95

Accrual Basis Thursday, November 13, 2025 01:46 AM GMTZ

**CITY OF SAN DIEGO PUBLIC UTILITIES
DEPARTMENT**

Independent Accountant's Report on Applying Agreed-Upon
Procedures to the Schedule of Allocation for Billing to
Metropolitan Wastewater Utility

For the Fiscal Year Ended June 30, 2020

CITY OF SAN DIEGO PUBLIC UTILITIES DEPARTMENT
Independent Accountant's Report on Applying Agreed-Upon
Procedures to the Schedule of Allocation for Billing to
Metropolitan Wastewater Utility
For the Fiscal Year Ended June 30, 2020

Table of Contents

	<i>Page</i>
Independent Accountant's Report on the Schedule of Allocation for Billing to Metropolitan Wastewater Utility	1
Attachment A – Schedule of Allocation for Billing to Metropolitan Wastewater Utility.....	6
Attachment B – System Wastewater Characteristics in Quantities and in Percentages by Participating Agencies	7
Attachment C – System Wastewater Characteristics Allocation by Participating Agencies	8
Attachment D – Summary of Findings over Cost Allocation	9
Attachment E – Participating Agencies Reserve Contribution by Participating Agencies	10
Attachment F – Pure Water Project Program Costs to the Metropolitan System.....	11



Certified
Public
Accountants

Independent Accountant's Report

To the Honorable Mayor and City Council
City of San Diego California

We have performed the procedures enumerated below on the accompanying modified cash basis Schedule of Allocation for Billing to Metropolitan Wastewater Utility (Schedule) (attached as Attachment A) prepared by the City of San Diego Public Utilities Department (PUD) for the year ended June 30, 2020. The Metropolitan Wastewater Utility is an enterprise fund within the City of San Diego's (City) Sewer Utility Enterprise Fund which accounts for sewer services to both the City and participants of the Metropolitan Wastewater Joint Power Authority (Metro JPA). PUD's management is responsible for the Schedule and compliance with the Regional Wastewater Disposal Agreement filed on May 18, 1998, and amended on May 15, 2000, and June 30, 2010 (Agreements).

The City and Metro JPA have agreed to and acknowledged that the procedures performed are appropriate to meet the intended purpose of assisting users in understanding the allocations reported in the Schedule for the year ended June 30, 2020. This report may not be suitable for any other purpose. The procedures performed may not address all the items of interest to a user of this report and may not meet the needs of all users of this report and, as such, users are responsible for determining whether the procedures performed are appropriate for their purposes.

The procedures and the associated findings are as follows:

1. Inquire and confirm any changes in the Agreements.

Results:

We inquired of PUD management and confirmed that there were no amendments to the Agreements and no new agreements during the fiscal year ended June 30, 2020.

2. Inquire and confirm any changes in the Exhibit E billing process.

Results:

We inquired of PUD management and confirmed that there were no changes in the Exhibit E of Strength Based Billing (SBB) process during the fiscal year ended June 30, 2020.

3. Calculate the change in line-item balances in the Schedule of Allocation for Billing to Metropolitan Wastewater Utility (**Attachment A**) between the year ended June 30, 2020, and the prior year and inquire about changes greater than 10%.

Results:

We noted two line-items with changes greater than 10% from the prior year:

- Capital improvement expenses under Metropolitan System increased by 15% (\$6.4 million). Per inquiry with the PUD accountant, the change was due to construction in progress of three projects at the Metropolitan System facilities:
 - Metropolitan Biosolids Center colling water system chiller upgrade
 - Ultraviolet disinfection system replacement
 - Pump Station 1 and Pump Station 2 cooling tower replacement
 - Release of 2009 Series A&B Bond Reserves under Metropolitan System decreased by 100% (\$37.4 million). Per inquiry with the PUD accountant, the 2009 Series A&B bonds were retired and the reserve was and used to pay off remaining debt services. There was no other release of bond reserves in the current fiscal year.
4. Inquire and confirm changes in the monitoring process over the sewer flow measurement.

Results:

We inquired of PUD management and confirmed that there were no changes in the sewer flow monitoring process.

5. Inquire and confirm any changes in the process and criteria for capturing and summarizing sewer flow data reported in the Flow Metering Section Monthly Reports.

Results:

We inquired of PUD management and confirmed that there were no changes in process and criteria for capturing and summarizing sewer flow data in the Flow Metering Section Monthly Report.

6. Obtain the Flow Metering Section Monthly Reports (FMS Reports) (excel workbook: FY20 FMS Report) for the fiscal year for each Participating Agency (PA) of Metro JPA and the City both which participate in the Metropolitan Wastewater Collection System (the Metropolitan System). Recalculate the Summary tab of the FMS Reports workbook using each individual monthly tab.

Result:

Procedure performed without exception.

7. Obtain the Strength Based Billing schedule of percentages (SBB schedule) for each PA and the City under the Metropolitan System and recalculate mathematical accuracy of the schedule.

Result:

Procedure performed without exception. Refer to **Attachment B** for the SBB schedule for each PA and the City of the Metropolitan System.

8. Agree the individual sewer flow schedules in the FMS Reports workbook and SBB schedule for each PA and the City to the allocation schedule prepared to aggregate and summarize all PA's and City sewer flows allocations. Recalculate the mathematical accuracy of the summary schedule.

Result:

Procedure performed without exception. Refer to **Attachment B** for the allocation schedule for each PA and the City under the Metropolitan System.

9. Recalculate the mathematical accuracy of the amount billed to each PA. Agree each PA's final adjustment to the PA invoices.

Result:

We obtained the summary of invoices submitted to each PA and the schedule of allocation of costs by flow, suspended solids and chemical oxygen demand. We traced the allocated cost to each PA to the Schedule to compare to the invoiced amount to verify mathematical accuracy of the adjustment amount. Refer to **Attachment C**.

10. Compare that the Schedule, generated from the City's SAP GL system utilized to compile and prepare the City's fiscal year ended June 30, 2020 Annual Comprehensive Financial Report (ACFR), to the Schedule to confirm completeness of the Exhibit E expense population used to select individual transactions samples.

Result:

We obtained a reconciliation from the operating expenses reported in the City's fiscal year ended June 30, 2020 ACFR to the total expenses in the Schedule to verify the completeness of the population of expenses.

11. From the transaction detail of the Schedule, select 95 transactions using the following stratifications:
 - a) Five (5) transactions exceeding \$15,000 related to chemical purchases
 - b) 45 transactions exceeding \$15,000 and less than \$50,000
 - c) 45 transactions exceeding \$50,000.

For each transaction selected perform the following procedures:

- a) Agree transaction to original source documentation and inclusion in the Schedule.
- b) Confirm the transaction is in compliance with the City and PA's contractual agreements.

Result:

We selected 95 expense transactions from the Metropolitan System fund and performed the procedures. Refer to **Attachment D** for the summary of findings.

12. Select 100 transactions from a transaction report extracting a listing of all expense transactions in excess of \$15,000. For each transactions selected, confirm transactions was excluded from the total allocation for billing purpose of Metropolitan system.

Result:

We selected 100 expense transactions from the Municipal System fund and performed the procedures. Procedures performed without exception.

13. Obtain 100 transactions selected by the Metro Commission/Metro TAC representative from the Metropolitan fund described above, consisting of Pure Water transactions of \$2,500 or more and non-Pure Water transactions of \$15,000 or more.
 - a) For each Pure Water transaction, confirm the purchase order allocation percentage in the SAP system agrees with the agreements between the City and PA.
 - b) For each non-Pure Water transactions agreed to original source documentation and inclusion in the total allocation for the billing purpose of the Metro system.
 - c) For each transaction confirm compliance with the City and PA's contractual agreements.

Result:

We obtained 100 transactions selected by the Metro Commission/Metro TAC representative and performed the procedures. Procedures performed without exception.

14. The City will provide Metro Commission/Metro TAC representatives with the detailed annual capital projects report (WBS Summary workbook) and the Debt Service Allocation workbook that support the capital improvement expense and debt service allocation line items, respectively in the Schedule. Agree WBS Summary workbook and Debt Service Allocation workbook to the CIP and debt service reconciliations and agree the reconciliations to respective line-item captions on the Schedule.

Result:

Procedure performed without exception.

15. Obtain supporting documents for 25 transactions (related to capital projects and income credits and other fund contributions) agree amounts to the Revenue Ledger maintained by the City. Metro Commission/Metro TAC representatives are to select and provide the 25 transactions.

Result:

We obtained the supporting documents for 25 transactions selected by the Metro Commission/Metro TAC representative and agreed amounts to the Revenue Ledger maintained by the City. Refer to **Attachment D** for the summary of findings.

16. Agree the debt service allocation agreed to by the City and Metro JPA to the Debt Service Allocation workbook and trace the actual transaction records in the SAP GL system. Ascertain that benefits and credits, if any, associated with bond financing have been reported in accordance with the agreed upon allocation percentages. Confirm that the methodology used in billing the PA's for debt services payments are in accordance with the agreed upon allocation.

Result:

Procedure performed without exception.

17. Obtain the listing of legal expense transactions recorded in the Metropolitan System fund for the period July 1, 2019 through June 30, 2020. For transactions greater than \$15,000, obtain supporting documentation and confirm that transactions relate to the activities of the Metropolitan System fund and recalculate the allocation between the Municipal System and Metropolitan System.

Result:

Procedure performed without exception.

18. Obtain the listing of charges allocated from the City Attorney's Office (Internal Order) recorded in the Metropolitan System fund for the period July 1, 2019 through June 30, 2020. Summarize the transactions by program description and recalculate the allocation of expenses, based on the allocation methodology defined in the Internal Order, between the Municipal System and Metropolitan System.

Result:

No exceptions noted as a result of the procedure.

19. Recalculate the operating reserve and debt service coverage ratio and compare to the thresholds outlined in the Administrative Protocol document dated April 19, 2010.
- If the operating reserve is less than 45 days, confirm that the City calculated and billed the PA's for additional funding.
 - If the debt service coverage ratio is less than 1.2, confirm that the City calculated and billed the PA's for additional funding.

Result:

We recalculated the operating reserve and debt service coverage ratio without exception and noted that these amounts exceeded the minimum thresholds defined in the Administrative Protocol of 45 day and 1.2 respectively. Refer to **Attachment E** for the operating reserve contribution and operating reserve balance as of June 30, 2020, by PA.

20. Obtain a schedule of operating and maintenance (O&M) and capital expenditures incurred on Pure Water projects from July 1, 2019 through June 30, 2020, and agree amounts to the SAP system.

Result:

Procedure performed without exception. Refer to **Attachment F** for the summary schedule of Pure Water project costs.

We were engaged by the City to perform this agreed-upon procedures engagement and conducted our engagement in accordance with attestation standards established by the AICPA. We were not engaged to and did not conduct an examination or review, the objective of which would be the expression of an opinion or conclusion, respectively, on the Schedule. Accordingly, we do not express such an opinion or conclusion. Had we performed additional procedures, other matters might have come to our attention that would have been reported to you.

We are required to be independent of the PUD and the City and to meet our other ethical responsibilities, in accordance with the relevant ethical requirements related to our agreed-upon procedures engagement.

This report is intended solely for the information and use of management of the City and PUD, the Metro Commission and the participant agencies of Metropolitan System, and is not intended to be and should not be used by anyone other than these specified parties

Macias Gini & O'Connell LLP

San Diego, California
November 6, 2025

Attachment A

CITY OF SAN DIEGO PUBLIC UTILITIES DEPARTMENT Schedule of Allocation for Billing to Metropolitan Wastewater Utility For the Fiscal Year Ended June 30, 2020

	Operating Expenses		
	Municipal System	Metropolitan System	Total
Transmission			
Main Cleaning	11,541,804	-	11,541,804
Sewer Pump Stations.....	5,621,193	-	5,621,193
Other Pump Stations.....	5,091,621	934,004	6,025,625
Pump Station 1.....	-	2,123,175	2,123,175
Pump Station 2.....	-	6,583,379	6,583,379
Other-Muni Agencies.....	3,025,643	-	3,025,643
Pipeline Maintenance & Repair.....	14,085,031	-	14,085,031
Wastewater Collection (WWC) Engineering & Planning.....	2,687,730	-	2,687,730
Total Transmission.....	42,053,022	9,640,558	51,693,580
Treatment and Disposal			
Point Loma Wastewater Treatment Plant (PTLWWTP).....	-	26,318,830	26,318,830
North City Water Reclamation Plant (NCWRP).....	-	10,075,220	10,075,220
South Bay Water Reclamation Plant (SBWRP).....	-	8,707,056	8,707,056
Metropolitan Biosolids Center (MBC).....	-	15,949,652	15,949,652
Cogeneration Facilities.....	-	1,286,266	1,286,266
Gas Utilization Facility (GUF).....	-	1,375,023	1,375,023
Wastewater Treatment and Disposal (WWTD) Plant Engineering.....	-	441,173	441,173
Total Treatment and Disposal.....	-	64,153,220	64,153,220
Quality Control			
Sewage Testing & Control.....	292,118	499,880	791,998
Marine Biology & Ocean Operations.....	-	6,146,960	6,146,960
Wastewater Chemistry Services.....	1,248,125	6,737,179	7,985,304
Industrial Permitting & Compliance.....	4,893,182	-	4,893,182
Total Quality Control.....	6,433,425	13,384,019	19,817,444
Engineering			
Program Management & Review.....	3,115,502	12,918,058	16,033,560
Environmental Support.....	1,352,448	194,673	1,547,121
Total Engineering.....	4,467,950	13,112,731	17,580,681
Operational Support			
Central Support: Clean Water Operations Management Network (Comnet)...	186,373	3,886,237	4,072,610
Operational Support.....	1,047,756	4,817,272	5,865,028
Total Operational Support.....	1,234,129	8,703,509	9,937,638
General & Administrative			
Business Support Admin.....	21,811,527	21,847,578	43,659,105
Operating Division Admin.....	6,801,032	5,094,784	11,895,816
Total General & Administrative.....	28,612,559	26,942,362	55,554,921
TOTAL EXPENSES.....	82,801,085	135,936,399	218,737,484
CAPITAL IMPROVEMENT EXPENSE.....	88,440,343	49,041,093	137,481,436
DEBT SERVICE ALLOCATION.....	32,980,615	73,271,985	106,252,600
METROPOLITAN SYSTEM INCOME CREDITS.....			
Operating Revenue.....	-	(24,511,576)	(24,511,576)
CIP - Revenue Bond	-	-	-
Operating - Grant Revenue.....	-	-	-
CIP - Grant/SRF Revenue.....	-	(22,953,082)	(22,953,082)
TOTAL METROPOLITAN SYSTEM INCOME CREDITS.....	-	(47,464,658)	(47,464,658)
TOTAL ALLOCATION FOR BILLING PURPOSES.....	204,222,043	210,784,819	415,006,862
AMOUNT INVOICED IN FY20 FOR FY20 SERVICES.....		79,999,996	
(OVER) / UNDER BILLED REVENUE FOR THE YEAR ENDED 06/30/2020.....			(6,605,188)

Attachment B

CITY OF SAN DIEGO PUBLIC UTILITIES DEPARTMENT System Wastewater Characteristics in Quantities and in Percentages by Participating Agencies For the Fiscal Year Ended June 30, 2020

AGENCY	WASTEWATER CHARACTERISTICS			UNADJUSTED ANNUAL USE			ADJUSTED ANNUAL USE					Expressed in Percents		
	AVERAGE FLOW - mgd (a)	SS mg/l (b)	COD mg/l (b)	2020 FLOWS million gallons	SS thousand pounds	COD thousand pounds	2020 FLOWS million gallons	Flow Difference (c)	FY 2020 Billing Fews	SS thousand pounds	COD thousand pounds	Flow	SS	COD
CHULA VISTA	16.613	316.236	803.145	6,080,481	16,045,446	40,750,620	6,489,198	(82,200)	6,406,997	20,951,187	40,250	10.41%	10.90%	10.88%
CORONADO	1.391	311.702	664.615	509,272	1,324,621	2,824,372	543,504	(6,885)	536,619	1,691,966	2,790	0.87%	0.90%	0.75%
DEL MAR	(0.003)	297.340	487.831	(1,064)	(2,640)	(4,332)	(1,136)	0.014	(1,121)	(3,373)	(4)	0.00%	0.00%	0.00%
EAST OTAY MESA	0.276	265.520	680.753	101,001	223,782	573,742	107,790	(1,365)	106,425	285,842	567	0.17%	0.15%	0.15%
EL CAJON	7.335	447.127	911.276	2,684,582	10,016,361	20,414,054	2,865,054	(56,292)	2,828,742	12,794,109	20,163	4.60%	6.80%	5.45%
IMPERIAL BEACH	2.057	233.321	622.816	752,871	1,465,809	3,912,758	803,477	(10,178)	793,299	1,872,309	3,865	1.29%	1.00%	1.04%
LA MESA	4.892	251.637	673.200	1,790,540	3,759,765	10,058,452	1,910,896	(24,206)	1,886,690	4,802,427	9,935	3.07%	2.55%	2.68%
LAKEVIEW/ALPINE	2.980	279.909	696.958	1,090,780	2,547,747	6,343,564	1,164,099	(14,746)	1,149,354	3,354,291	6,266	1.87%	1.75%	1.69%
LEMON GROVE	1.926	270.527	668.856	705,032	1,591,556	3,934,595	752,423	(9,511)	742,891	2,052,929	3,887	1.21%	1.08%	1.05%
NATIONAL CITY	4.328	253.446	800.449	1,584,166	3,550,336	10,381,248	1,690,650	(21,416)	1,669,234	4,279,455	10,451	2.71%	2.28%	2.82%
OTAY	0.310	688.280	805.753	113,365	651,096	762,204	120,985	(1,553)	119,432	831,659	753	0.19%	0.44%	0.20%
PADRE DAM	2.682	1,061.409	1,534.402	981,586	8,693,881	12,568,115	1,047,566	(13,270)	1,034,297	11,104,878	12,414	1.68%	5.90%	3.35%
POWAY	2.844	222.562	606.663	1,040,842	1,933,030	5,269,081	1,110,805	(14,071)	1,096,734	2,469,100	5,204	1.78%	1.31%	1.41%
SPRING VALLEY	4.449	258.993	677.127	1,628,435	3,519,338	9,201,168	1,737,895	(22,014)	1,715,880	4,495,325	9,088	2.79%	2.39%	2.46%
WINTERGARDENS	0.937	307.186	665.252	342,986	879,185	1,903,993	366,041	(4,637)	361,404	1,123,002	1,881	0.59%	0.60%	0.51%
SUBTOTAL PARTICIPATING AGENCIES	53.019	345.835	797.247	19,404,874	55,999,313	129,094,013	20,709,227	(262,329)	20,446,899	71,529,105	127,508,538	33.2338%	38.0315%	34.4598%
SAN DIEGO	106.514	280.493	754.767	38,984,014	91,245,271	245,528,402	41,604,434	(527,013)	41,077,421	116,540,511	242,512,931	66.77%	61.97%	65.54%
REGIONAL SLUDGE RETURNS	10.725	268.809	190.055	3,924,773	8,803,618	6,224,377								
FLOW DIFFERENCE	(2.157)			(789,342)	32,030,415	(10,823,323)								
TOTAL	168.099	366.345	720.738	61,524,320	188,078,616	370,021,469	62,313,661	(789,342)	61,524,320	188,078,616	370,021,469	100.0000%	100.0000%	100.000%

(a) Flows based on metered, housecounts and inter-agency flow, adjustment to City of San Diego flow for centrate, chemical additions reduction, plus an addition for recycled water.

(b) SS and COD characteristics based on samples taken by PUD's Environmental Monitoring and Technical Services Division through June 30, 2020 - proportionate share of return flow loadings calculated in the "ADJUSTED ANNUAL USE" BOX

(c) Flow difference between metered/housecount and facility totals.

Attachment C

CITY OF SAN DIEGO PUBLIC UTILITIES DEPARTMENT
System Wastewater Characteristics Allocation by Participating Agencies
For the Fiscal Year Ended June 30, 2020

AGENCY	ALLOCATION OF COSTS BY FLOW, SUSPENDED SOLIDS AND CHEMICAL OXYGEN DEMAND				TOTAL FLOW, SS & COD	TOTAL PAID FOR FY 2020	DIFFERENCE
	FLOW (a)	SS (a)	COD (a)				
CHULA VISTA	\$ 10,758,698	\$ 6,179,309	\$ 5,522,296	\$	\$ 22,460,303	\$ 24,144,148	\$ (1,683,845)
CORONADO	901,097	510,129	382,743		1,793,969	2,809,604	(1,015,635)
DELMAR	(1,883)	(1,017)	(587)		(3,487)	45,960	(49,447)
EAST OTAY MESA	178,709	86,181	77,750		342,641	369,572	(26,931)
EL CAJON	4,750,054	3,857,430	2,766,399		11,373,882	11,751,112	(377,230)
IMPERIAL BEACH	1,332,117	564,502	530,235		2,426,854	2,956,336	(529,482)
LA MESA	3,168,150	1,447,934	1,363,063		5,979,146	6,125,448	(146,302)
LAKESIDE/ALPINE	1,930,007	981,170	859,644		3,770,821	4,960,152	(1,189,331)
LEMON GROVE	1,247,471	612,929	533,248		2,393,648	2,789,176	(395,528)
NATIONAL CITY	2,802,996	1,290,258	1,433,912		5,527,166	5,635,936	(108,770)
OTAY	200,585	250,746	103,290		554,620	733,532	(178,912)
PADRE DAM	1,736,802	3,348,126	1,703,161		6,788,089	5,365,192	1,422,897
POWAY	1,841,648	744,435	714,036		3,300,119	4,057,532	(757,413)
SPRING VALLEY	2,881,324	1,355,343	1,246,891		5,483,558	6,802,256	(1,318,698)
WINTERGARDENS	606,874	338,586	258,019		1,203,478	1,454,040	(250,562)
SUBTOTAL PARTICIPATING AGENCIES	\$ 34,334,648	\$ 21,566,060	\$ 17,494,100	\$	\$ 73,394,808	\$ 79,999,996	\$ (6,605,188)
SAN DIEGO	68,977,639	35,139,734	33,272,638		137,390,011		
TOTAL	\$ 103,312,287	\$ 56,705,795	\$ 50,766,738	\$	\$ 210,784,819		

(a) Allocations based on annual flows and strength loadings - See Attachment B

Attachment D

CITY OF SAN DIEGO PUBLIC UTILITIES DEPARTMENT

Summary of Findings over Cost Allocation

For the Fiscal Year Ended June 30, 2020

<u>Finding #</u>	<u>Procedure #</u>	<u>Amount</u>	<u>Finding Explanation</u>	<u>Metro Fund</u>	<u>Muni Fund</u>	<u>Water Fund</u>	<u>Other Departments</u>
1	10	\$ 138,717	One time cost applied to GUF in error. Should be NCWRP. Reclassification within Metro Fund. This finding doesn't impact to the Schedule of Attachment A.	\$ -	\$ -	\$ -	\$ -
2	11	\$ 1,090,079	Water/Sewer Acct 141000000268 belongs to the Miramar Water Treatment Plant. The accounting was changed in error, from Water Fund 700011 to Metro Fund 700001. All expenditure was accounted for from FY19 thru FY20. Decrease Metro and Increase Water by \$1,090,079.20.	(1,090,079)	-	1,090,079	-
3	11	\$ 25,652	Invoice was for AMI, so the allocation should have been 30/70 Muni/ Water. Decrease Muni and Increase Water by \$25,652.	-	(25,652)	25,652	-
4	15	\$ 119	Print Shop document ST00011295 charged B-18031 (SBWRP) \$119.30 in error. Should be B-16165 (MBC). Both CIP projects are under Metro Fund 700009, so no change to Fund is needed.	-	-	-	-
				<u>\$ (1,090,079)</u>	<u>\$ (25,652)</u>	<u>\$ 1,115,731</u>	<u>\$ -</u>

Attachment E

CITY OF SAN DIEGO PUBLIC UTILITIES DEPARTMENT
Participating Agencies Reserve Contribution by Participating Agencies
For the Fiscal Year Ended June 30, 2020

Agency	FY 2020 Flow Percentage (1)	FY 2020 Reserve Beginning Balance	FY 2020 Reserve Interest Allocation (2)	FY 2020 Fund Balance Interest Allocation (3)	FY 2020 Reserve Ending Balance	FY 2020 PA Contribution to meet minimum	FY 2020 Adjusted Reserve Ending Balance
CHULA VISTA	31.335%	\$ 1,691,821	\$ 35,905	\$ 108,518	\$ 1,836,244	\$ -	\$ 1,836,244
CORONADO	2.624%	192,433	3,007	9,089	204,529	-	204,529
DEL MAR	-0.005%	59,151	(6)	(19)	59,126	-	59,126
EAST OTAY MESA	0.520%	2,131	596	1,803	4,530	-	4,530
EL CAJON	13.835%	885,825	15,852	47,912	949,589	-	949,589
IMPERIAL BEACH	3.880%	222,054	4,446	13,436	239,936	-	239,936
LA MESA	9.227%	521,721	10,573	31,956	564,250	-	564,250
LAKEVIEW/ALPINE	5.621%	320,068	6,441	19,467	345,976	-	345,976
LEMON GROVE	3.633%	215,175	4,163	12,583	231,921	-	231,921
NATIONAL CITY	8.164%	448,584	9,354	28,272	486,210	-	486,210
OTAY	0.584%	29,059	670	2,022	31,751	-	31,751
PADRE DAM	5.058%	302,631	5,796	17,518	325,945	-	325,945
POWAY	5.364%	334,110	6,146	18,576	358,832	-	358,832
SPRING VALLEY	8.392%	602,506	9,616	29,063	641,185	-	641,185
WINTERGARDENS	1.768%	91,826	2,025	6,121	99,972	-	99,972
TOTAL	100.00%	\$ 5,919,095	\$ 114,584	\$ 346,317	\$ 6,379,996	\$ -	\$ 6,379,996

NOTES

- (1) FY2020 Audited PA Flow percentage used to determine allocation
- (2) FY2020 Interest earned on Reserve account added to reserve
- (3) FY2020 Interest earned on undesignated fund balance added to reserve

Attachment F

CITY OF SAN DIEGO PUBLIC UTILITIES DEPARTMENT
Pure Water Project Program Costs to the Metropolitan System
For the Fiscal Year Ended June 30, 2020

	FY2020 Pure Water Program Costs
Total operating and maintenance costs	<u>\$ 5,580,481</u>
Capital improvement costs:	
Morena Blvd. Pump Station and Pipelines	3,042,564
North City Water Reclamation Plant Expansion	12,406,242
Metropolitan Biosolids Center (MBC) Improvements	168,248
Total capital improvement costs	<u>15,617,054</u>
Total Pure Water Program – Metropolitan Wastewater Fund costs	<u>\$ 21,197,535</u>

METRO JPA/TAC
Staff Report
Date: 11/13/25

Project Title:

Contract with U S Peroxide, LLC (dba USP Technologies) (RFP 10090193-25-H) to provide Hydrogen Sulfide Odor Control in Collection Systems.

Presenter(s) Name: Tim Carroll

Presenter(s) Title: Deputy Director

Public Utilities Department, Wastewater Treatment Division

Requested Action:

Metro JPA/Commission authorization to execute a contract with U S Peroxide, LLC (dba USP Technologies) to provide a full-service management program (operations and maintenance) for hydrogen sulfide odor control in collection systems, which includes Hydrogen Peroxide and Ferrous Chloride.

Recommendations:

Approve the Metro expenditure request and forward to the Metro Commission.

Metro TAC:	Approved November 19, 2025
------------	----------------------------

IROC:	N/A
-------	-----

Prior Actions: (Committee/Commission, Date, Result)	N/A
---	-----

Fiscal Impact:

Is this projected budgeted?	Yes <u>X</u> No _____
-----------------------------	-----------------------

Cost breakdown between Metro & Muni:	It is estimated that funding will be distributed as follows: Metro \$62,442,415.28; Muni \$0
---	---

Fiscal impact to the Metro JPA:	33% of Metro costs is approximately \$20,605,997.04.
------------------------------------	--

Capital Improvement Program:

New Project?	Yes _____	No _____	N/A <u>X</u>
--------------	-----------	----------	--------------

Existing Project?	Yes _____	No _____	Upgrade/addition _____	Change _____	N/A <u>X</u>
-------------------	-----------	----------	------------------------	--------------	--------------

Previous TAC/JPA Action: N/A

Additional/Future Action:

Anticipated for City Council Environmental Committee Meeting in January 2026.

City Council Action:

Anticipated for February 2026.

Background:

The Public Utilities Department utilizes a full-service management program (operations and maintenance) for hydrogen sulfide odor control in collection systems, which includes Hydrogen Peroxide and Ferrous Chloride, and to supplement and enhance Chemically Enhanced Primary Treatment. These chemicals are required to meet regulatory compliance and provide effective and efficient odor control and corrosion prevention throughout the wastewater collection system at multiple facilities.

Discussion:

These are operational and regulated items within the wastewater collection treatment process.

Bid Results:

A Request for Proposal (10090193-25-H) to provide the City of San Diego with a full-service management program (operations and maintenance) for hydrogen sulfide odor control in collection systems, was issued October 16, 2024, by the Purchasing and Contracting Department. The bid process closed on January 15, 2025. The contract term will be for five years.

A total of 2 bids were received. Following the RFP evaluation criteria, U S Peroxide, LLC received a final score of 95.07, while Pencco, Inc. received a final score of 73.67. U S Peroxide, LLC was determined to be the most qualified and responsive bidder based on the RFP scope specifications and scoring criteria evaluation.

U S Peroxide, LLC's bid pricing for Hydrogen Peroxide (50%) is \$3.99 per gallon at PLWTP, PS #2, NCWRP and \$2.15 for SBWRP; Ferrous Chloride (32-37%) is \$1,645 per dry ton at PS #1, Penasquitos PS, PS #65, and the Del Mar Lift Station. This contract will be awarded in an amount not to exceed \$62,442,415.28 for Ferrous Chloride and Hydrogen Peroxide.

The prior contract's latest pricing, as of July 1, 2025, for Hydrogen Peroxide (50%) is \$5.50 per gallon and Ferrous Chloride (32-37%) is \$1,992 per dry ton. This calculates to an estimated 27% per gallon cost savings for Hydrogen Peroxide and 17% per dry ton cost savings for Ferrous Chloride.

The Purchasing & Contracting Department issued the Notice of Intent to Award on June 27, 2025.



Public Utilities


Execute a Contract with U S Peroxide, LLC to Provide Hydrogen Sulfide Odor Control in Collection Systems



Metro JPA/Com
December 2025

1

Background



The City of
SAN DIEGO

- The Public Utilities Department uses a full-service management program (operations and maintenance) for hydrogen sulfide odor control in collection systems, which includes Hydrogen Peroxide and Ferrous Chloride, and to supplement and enhance Chemically Enhanced Primary Treatment.
- These chemicals are required to meet operational and regulatory compliance within the wastewater collection treatment process.

2

Facilities



Point Loma Wastewater Treatment Plant



Hydrogen Peroxide (50%)

- Point Loma Wastewater Treatment Plant
- Pump Station #2
- North City Water Reclamation Plant
- South Bay Water Reclamation Plant

Ferrous Chloride (32-37%)

- Pump Station #1
- Penasquitos Pump Station
- Pump Station #65
- Del Mar Lift Station

3

RFP Bid Results

- A Request for Proposal (10090193-25-H) to provide a full-service management program (operations and maintenance) for hydrogen sulfide odor control in collection systems, which includes Hydrogen Peroxide and Ferrous Chloride, was issued October 16, 2024, by the Purchasing & Contracting Department.
- The bid process closed on January 15, 2025; Two bids were received.
- U S Peroxide, LLC received a final evaluation score of 95.07, while Pencco, Inc. received 73.67.
- U S Peroxide, LLC was determined to be the most qualified and responsive bidder based on the RFP scope specifications and scoring criteria evaluation.
- U S Peroxide, LLC's bid pricing:
 - Hydrogen Peroxide (50%) is \$3.99 per gallon at PLWTP, PS #2, NCWRP and \$2.15 for SBWRP: Current Contract Pricing is \$5.50 per gallon
 - Ferrous Chloride (32-37%) is \$1,645 per dry ton at PS #1, Penasquitos PS, PS #65, and the Del Mar Lift Station. Current Contract Pricing is \$1,992 per dry ton
- This 5 year contract will be awarded in an amount not to exceed \$62,442,415.28.

● The Purchasing & Contracting Department issued the Notice of Intent to Award on June 27, 2025.



4

Requested Action



- Metro TAC Committee to authorize the execution of a five-year contract with U S Peroxide, LLC (dba USP Technologies) to provide a full-service management program (operations and maintenance) for hydrogen sulfide odor control in collection systems.
 - Includes Hydrogen Peroxide and Ferrous Chloride
- Contract amount not to exceed \$62,442,415.28
- 33% of Metro costs is approximately \$20,605,997.04

Questions?



Pure Water Program Update

Public Utilities & Engineering Capital Projects Departments
City of San Diego

Metro JPA/Commission
December 2025



1



Public Utilities & Engineering Capital Projects Departments

Agenda

- Phase 1
 - *Schedule*
 - *Progress*
 - *Outreach*
 - *Operations Readiness*
 - *Commissioning*
- Phase 2
 - *Planning Process Update*
 - *Central Area Small Scale Facility (CASSF)*
- Phase 1 – Construction Contract Extensions



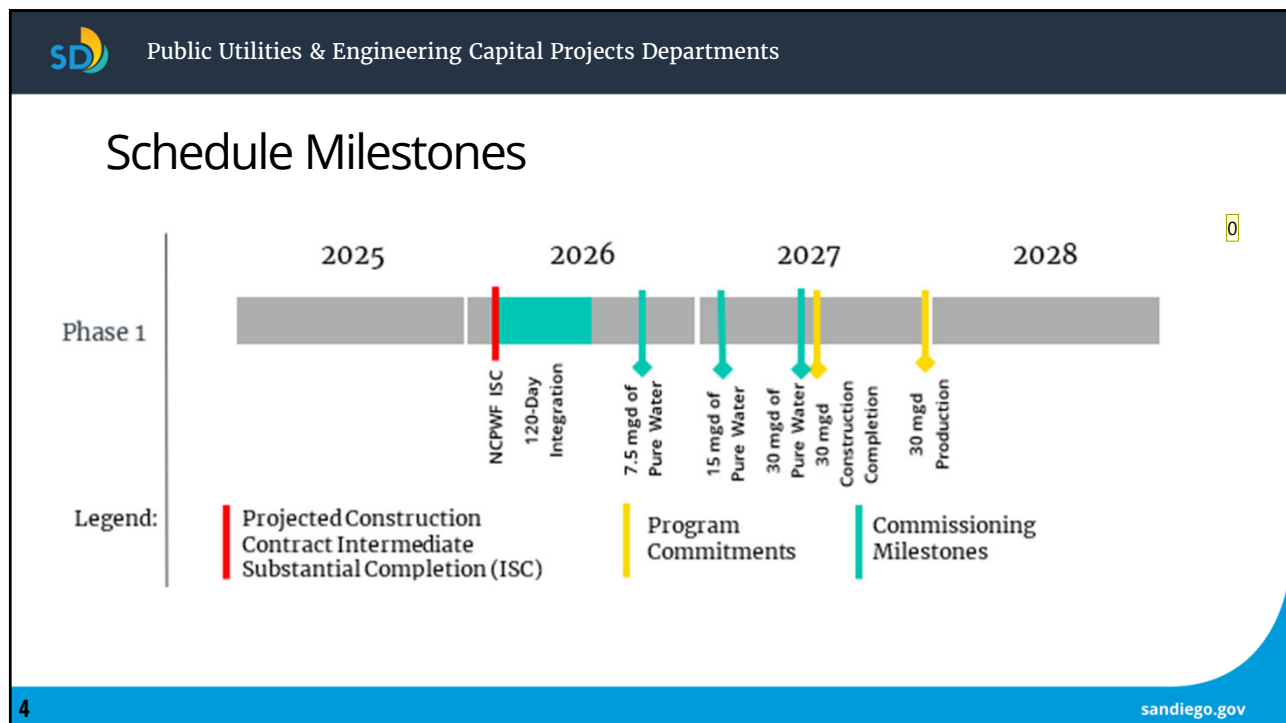
2

sandiego.gov

2



3



4

4

sandiego.gov



Construction Accomplishments: Treatment

- North City Water Reclamation Plant (Existing Facility Expansion)
 - *Factory acceptance testing of control systems is underway*
 - *Nearing commissioning of secondary clarifiers*
 - *Nearing commissioning of Pure Water Facility influent pump station*
- North City Pure Water Facility (New Facility)
 - *Energized majority of electrical systems*
 - *Conducting testing of process equipment and instrumentation communication systems*
 - *Commissioning O&M Building / Lab support systems*
 - *Nearing site paving*
- Metro Biosolids Center (Existing Facility Upgrade)
 - *Commissioning of equipment with the exception of grit separator control panel and biogas compressor heat exchanger*



5


sandiego.gov

5



Construction Accomplishment: Conveyance

- Pipelines
 - *90 percent of pipelines installed (26 miles)*
 - *13 of 14 tunnels completed*
 - *I-805 tunnel achieved breakthrough*



6

sandiego.gov

6

C1



Public Utilities & Engineering Capital Projects Departments

Construction Accomplishments: Facilities

Morena Pump Station

- *>85% complete*
- *Electrical building roof installation*
- *Major equipment installation underway (pumps, screens, etc.)*



Miramar Reservoir Pump Station

- *All 6 pumps rehabilitated, improving system resiliency*
- *Commissioning photovoltaic solar panels system at Miramar WTP clearwell*



7

sandiego.gov

7



Public Utilities & Engineering Capital Projects Departments

Outreach

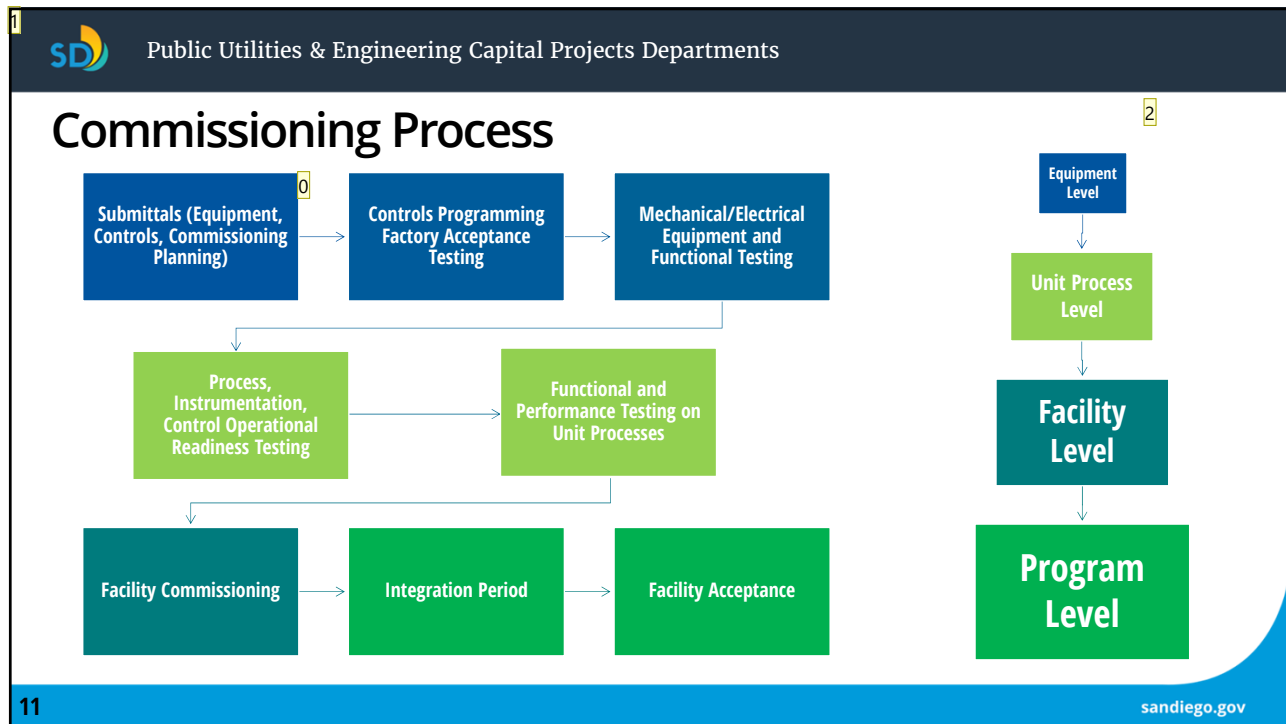
- Phase 1 North City interactive traffic closure map
- Pure Water Community Working Group Updates
- Engaged with community at Barrio Logan Science and Art Expo, Dexcom Earth Fair, Linda Vista Street Fair, Clairemont Garden Tour, SANDAG Bike Anywhere Day, University City 4th of July, Mira Mesa Street Fair, Walter Munk Oceans Day, and the Clairemont 75th Anniversary Event.
- Supported multiple local conferences including California WaterReuse, California Association of Sanitation Agencies, and American Council of Engineering Companies
- Participated in sponsored brewing of Re:Beer by AleSmith Brewing Company that started with purified water from the North City Demonstration Facility
- Construction and schedule info through door hangers, fliers, social media, email blasts



8

sandiego.gov

8



11

Public Utilities & Engineering Capital Projects Departments

Commissioning 6-Month Lookahead

Facility	Major Upcoming Commissioning
Morena PS and Pipelines	Operational Readiness and Functional Testing
NCWRP Expansion, Equalization Tanks and NCPWF Influent PS	NCPWF Influent Pump Station – Operational Readiness , Functional and Performance Testing Secondary Clarifiers – Operational Readiness , Functional and Performance Testing First Stage Bioreactors – Operational Readiness , Functional and Performance Testing
NCPWF and PWPS	Ozone, BAC - Operational Readiness and Functional Testing MF, RO – Operational Readiness and Functional Testing NCPWPS - Operational Readiness Testing
PW Pipeline, Dechlorination Facility and Subaqueous Pipeline	Dechlorination Facility – Operational Readiness and Functional Testing

12 sandiego.gov

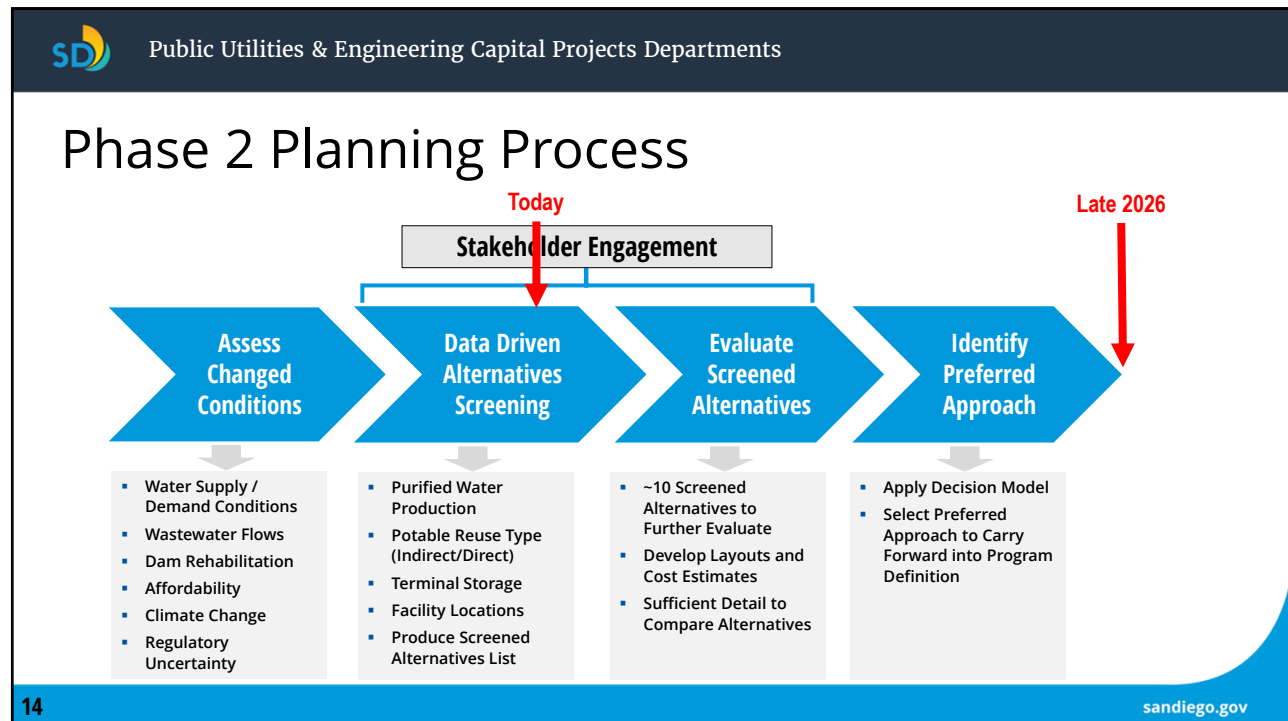
12

Phase 2

13

sandiego.gov

13



14



Central Area Small Scale Facility

- First Demo Facility to directly compare IPR and DPR trains to study simultaneously
- First Demo Facility with three parallel 'different technology' RO trains for comparison (i.e., conventional, flow reversal, and closed circuit)



15

sandiego.gov

15



Questions



16

sandiego.gov

16



Contractor Time Extensions

Sub-Item A

An Ordinance approving the extension of the contract obligations under construction contract K-21-1848-DBB-3 with OHLA USA, Inc. for an additional 12 months, thus increasing the total contract duration to 92 months to allow the contractor to complete construction, commissioning, and close-out of CIP B15141 "Morena Conveyance North".

Sub-Item B

An Ordinance approving the extension of the contract obligations under construction contract K-21-1744-DBB-3-A with W.A. Rasic Construction, Inc. for an additional 20 months thus increasing the total contract duration to 80 months to allow the contractor to complete construction, commissioning, and close-out of CIP B16035 and B24078 "North City Pure Water Pipeline".

Sub-Item C

An Ordinance approving the extension of the contract obligations under construction contract K-21-1867-DBB-3 with PCL Construction, Inc. for an additional 17 months thus increasing the total contract duration to 77 months to allow the contractor complete construction, commissioning, and close-out of in CIP B17006 and S17013 "Metro Biosolids Center Improvements".

METRO JPA/TAC
Staff Report
Date: 10/15/2025

Project Title:

Pure Water Program – Amendment No. 4 to the Agreement with Jacobs-CH2M Hill Engineers, Inc. for As-Needed Construction Management Services – Conveyance Projects - Contract Number H176955

Presenter(s) Name:

Akram Bassyouni

Presenter(s) Title:

Deputy Director

Requested Action:

Approve Amendment No. 4 to the agreement with Jacobs-CH2M Hill Engineers, Inc. for As-Needed Construction Management Services – Conveyance Projects for a total not to exceed amount of \$4,000,000.00, thus increasing the total amount of the agreement to \$89,000,000.00. This action will also extend the contract for an additional two years and five months thus increasing the total contract duration to ten years and eight months.

Recommendations:

Approve requested action

Metro TAC:	Approved October 15, 2025
IROC:	N/A
Prior Actions: (Committee/Commission, Date, Result)	N/A

Fiscal Impact:

Is this projected budgeted?	Yes <u>X</u> No <u> </u>
Cost breakdown between Metro & Muni:	It is estimated that the funding will be allocated as follows: Water: 52% (approximately \$2,080,000), Wastewater: 48% (approximately \$1,920,000) (Metro: 100%, Muni: 0%).
Fiscal impact to the Metro JPA:	Approximately 33% of Metro cost (approximately \$640,000)

Capital Improvement Program:

New Project?	Yes <u> </u> No <u>X</u> N/A <u> </u>
Existing Project?	Yes <u>X</u> No <u> </u> Upgrade/addition <u> </u> Change <u> </u>

Previous TAC/JPA Action:

None

Additional/Future Action:

Present item to Metro JPA/ Metro Commission for approval in November 2025.

City Council Action:

City Council approval is anticipated in December 2025.

Background: *Provide background information on the need for the project*

San Diego's imported water supplies face increasing stresses from a variety of sources. As a result, the region's supplies are becoming less reliable and more expensive. These circumstances, and the threat of limitation on San Diego's water supplies, have intensified the need for new sources of water. Pure Water San Diego is the City of San Diego's phased program to provide a safe, secure and sustainable local drinking water supply for San Diego. Pure Water's system-wide reuse will significantly reduce flows to the Point Loma Wastewater Treatment Plant and will make San Diego more water independent. On April 29, 2014, City Council adopted Resolution Number R-308906 supporting the Pure Water Program. Pure Water implementation includes design and construction of new treatment and conveyance facilities.

Discussion: *Provide information on decisions made to advance the project*

The City entered into agreement with CH2M Hill (Jacobs-CH2M Hill) on April 30, 2018, for 5 years and \$45,000,000.00. The agreement was subsequently amended on February 25, 2019 (Amendment No. 1) to extend the contract expiration to 2023; on January 25, 2022 (Amendment No. 2) to incorporate the Project Labor Agreement; and on May 3, 2023 (Amendment No. 3) to increase the total contract value to \$85,000,000. The contract is for professional construction management services for Pure Water Phase 1 Conveyance projects on an as-needed, hourly fee basis. The Phase 1 Conveyance projects include the Morena Pump Station, Morena Conveyance South and Middle, Morena Conveyance North, and North City Pure Water Pipelines and Subaqueous Pipeline. CM Services also provide support for Morena Pipelines. Task Order scope and fees are negotiated by the City with Jacobs-CH2M Hill and their subconsultants and are based on the necessary resources and support services needed to hold contractors accountable for their construction work on Pure Water Phase 1. To date, approximately 80% of Pure Water Phase 1 Conveyance projects have been completed.

While City employees have expertise to perform construction management (CM) services, the nature of the Conveyance projects is highly complex and of great magnitude. Jacobs-CH2M Hill provides expertise beyond in-house capabilities, including special inspections, commissioning and start-up facilitation, and extensive scheduling, cost estimating, and claims advisory support. Together, Jacobs-CH2M Hill and the City CM team adequately manage the various complexities of the Pure Water Phase 1 Conveyance projects. It is important to have a CM team experienced in management of similar construction projects, and who have expertise in multiple engineering disciplines. The form of the contract also provides the City with additional resources on an as-needed basis.

Pure Water Phase 1 construction is both large and complex and changed conditions have been encountered on all construction contracts. Since Amendment No. 3, several factors have resulted in extended project durations and higher construction management (CM) requirements, including additional of scope to address restoration needs across the Conveyance projects and unforeseen conditions and design modifications to address unknown utility conflicts.

An additional \$4M has been identified to cover project close-out requirements and anticipates additional support for claims advisory. This amendment requests an additional two years and five months for a total contract duration of 10 years and eight months, which covers the remaining construction contract durations, Pure Water Phase 1 start-up and integration period, acceptance, mitigation and monitoring, warranty period. In summary, this Amendment extends the contract duration through December 2028 as well as the contract value for as-needed services to \$89,000,000.00.

Bid Results: *If bidding was done provide bidding format and results*

N/A

Public Utilities and Engineering & Capital Projects Departments

Pure Water Program – Amendment No. 4 to the Agreement with Jacobs-CH2M Hill Engineers, Inc. for As-Needed Construction Management Services – Conveyance Projects - Contract Number H176955

Metro JPA/Commission
December 2025



1



Public Utilities & Engineering Capital Projects Departments

Jacobs-CH2M Hill Contract Amendment

As-Needed CM Services for Pure Water Phase I Conveyance Projects

- Morena Pump Station, Morena Conveyance South and Middle, Morena Conveyance North, North City Pure Water Pipelines and Subaqueous Pipeline, Morena Pipelines

Additional Scope and Extension

- Contract extension to meet construction schedules (with delays)
 - Encountered unforeseen conditions /circumstances
 - Project interdependencies
 - Additional scope
- Special inspections, commissioning and start-up facilitation, and extensive scheduling, cost estimating, and claims advisory support



sandiego.gov

2



As-Needed CM Services for Conveyance Projects

Original Agreement: \$45,000,000 (7/25/2018)

Amendment 1: Extend contract expiration to 2023 (2/18/2019)

Amendment 2: Incorporate the PLA (1/25/2022)

Amendment 3: \$40,000,000 (5/3/2023)

Amendment 4 (current request): \$4,000,000

Total Agreement Amount: \$89,000,000

Contract Extension: 29 months (through December 2028)



Contract	Total Cost	Water/Wastewater % Split*	Water Fund Portion	Metro Wastewater Portion	Metro JPA Portion (33%)
Agreement to Date	\$85,000,000	52%/48%	\$44,200,000	\$40,800,000	\$13,600,000
Agreement Extension (This Request)	\$4,000,000	52%/48%	\$2,080,000	\$1,920,000	\$640,000
TOTAL	\$89,000,000	52%/48%	\$46,280,000	\$42,720,000	\$14,240,000

*These splits will change based on actual expenses, all costs will be reconciled per project splits at the end of project

sandiego.gov

3



As-Needed CM Services for Conveyance Projects

Task Order No.	Project	Past Estimated Total	Forecasted Estimated Total	Status
TO 1	As Needed CM Services Conveyance Projects	\$5,859,702	\$5,859,702	Closed
TO 2	As Needed CM Services Constructability Reviews CM Services	\$916,465	\$916,465	Closed
TO 3	Morena Conveyance North Alignment	\$17,050,114	\$17,650,114	Open
TO 4	Morena Pump Station & Pipelines	\$16,865,137	\$17,665,137	Open
TO 5	North City Pure Water Pipelines	\$24,436,534	\$25,636,535	Open
TO 6	Subaqueous Pipeline	\$3,018,960	\$3,018,960	Closed
TO 7	Morena Conveyance South Middle & Morena Conveyance Bike Lane Project	\$11,038,816	\$11,438,817	Open
TO 8	Morena Pipelines	\$5,726,107	\$6,726,107	Open
Total Estimated Amount		\$84,911,837	\$88,911,837	
Current Agreement Not To Exceed Amount		\$85,000,000	\$85,000,000	
Proposed Additional Not To Exceed Amount			\$4,000,000	

sandiego.gov

4



Conveyance Project Progress


Construction Contract	Original Contract Amount	Current Contract Amount	% Complete	Contractor	Scope to be Constructed
Morena Pump Station	\$110.4M	\$142.0M	85%	Flatiron	37-mgd pump station
Morena Conveyance South & Middle and Bike Lanes	\$129.8M	\$138.2M	83%	Sukut	7 miles each of 48- and 30-inch diameter pipe, 12 lane miles restoration
Morena Pipelines Northern Alignment and Tunnels	\$95.2M	\$113.3M	85%	OHLA	4 miles each of 48- and 30-inch diameter pipe, 15 lane miles restoration
North City Pure Water Pipeline, Dechlorination Facility, and Subaqueous Pipeline	\$99.6M	\$130.3M	74%	W.A. Rasic	7.5 miles of 48-inch diameter pipe and 1 mile of subaqueous pipeline, 30 lane miles restoration
Morena Pipelines	\$63.1M	\$63.1M	5%	OHLA	3 miles 16-inch water distribution main replacement and 3 miles of new 36-inch water main, 5 lane miles restoration
Total	\$501.1M	\$586.9M	60%		

sandiego.gov

5



Conveyance Project Progress



sandiego.gov

6

METRO JPA/TAC
Staff Report
Date: 10/15/2025

Project Title:

Pure Water Program – Amendment No. 3 to the Agreement with Parsons-Black & Veatch Joint Venture for As-Needed Construction Manager - Treatment Plant and Facilities Projects - Contract Number H176935

Presenter(s) Name:

Akram Bassyouni

Presenter(s) Title:

Deputy Director

Requested Action:

Approve Amendment No. 3 to the agreement with Parsons-Black & Veatch Joint Venture (PBV) for As-Needed Construction Manager - Treatment Plant and Facilities Projects for a total not to exceed amount of \$5,600,000, thus increasing the total amount of the agreement to \$115,600,000. This action will also extend the contract for an additional two years and five months thus increasing the total contract duration to ten years and five months.

Recommendations:

Approve requested action

Metro TAC:

Approved October 15, 2025

IROC:

N/A

Prior Actions:
(Committee/Commission,
Date, Result)

N/A

Fiscal Impact:

Is this projected budgeted? Yes X No _____

Cost breakdown between
Metro & Muni:

It is estimated that the funding will be allocated as follows: Water: ~60% (approximately \$3,360,000), Wastewater: ~40% (approximately \$2,240,000) (Metro: 100%, Muni: 0%).

Fiscal impact to the Metro
JPA:

Approximately 33% of Metro cost (approximately \$746,667)

Capital Improvement Program:

New Project? Yes _____ No X N/A _____

Existing Project? Yes X No _____ Upgrade/addition _____ Change _____

Previous TAC/JPA Action:

None

Additional/Future Action:

Present item to Metro JPA/ Metro Commission for approval in November 2025.

City Council Action:

City Council approval is anticipated in December 2025.

Background: *Provide background information on the need for the project*

San Diego's imported water supplies face increasing stresses from a variety of sources. As a result, the region's supplies are becoming less reliable and more expensive. These circumstances, and the threat of limitation on San Diego's water supplies, have intensified the need for new sources of water. Pure Water San Diego is the City of San Diego's phased program to provide a safe, secure and sustainable local drinking water supply for San Diego. Pure Water's system-wide reuse will significantly reduce flows to the Point Loma Wastewater Treatment Plant and will make San Diego more water independent. On April 29, 2014, City Council adopted Resolution Number R-308906 supporting the Pure Water Program. Pure Water implementation includes design and construction of new treatment and conveyance facilities.

Discussion: *Provide information on decisions made to advance the project*

The City entered into agreement with Parsons-Black & Veatch Joint Venture (Parsons-B&V) on July 25, 2018 for five years and \$75,000,000, later amended in 2021 (Amendment No. 2) to increase the total to \$110,000,000 and extend the term to July 2026. The contract is for professional construction management services and Project Labor Agreement (PLA) support services for Pure Water Phase 1 Treatment Plant and Facilities projects on an as-needed, hourly fee basis. The Pure Water Phase 1 Treatment Plant and Facilities projects include the North City Reclamation Plant Expansion (NCWRP), North City Water Reclamation Plant Equalization Basins (EQ Basins), North City Pure Water Facility (NCPWF) and North City Pure Water Pump Station, Metropolitan Biosolids Center (MBC) Improvements, Miramar Reservoir Pump Station Improvements, Penasquitos Pump Station, and Central Area Small-Scale Facility (CASSF). Task Order scope and fees are negotiated by the City with Parson-B&V and their subconsultants and are based on the necessary resources and support services needed to hold contractors accountable for their construction work on Pure Water Phase 1. To date, approximately 80% of Treatment Plant and Facilities projects have been completed.

While City employees have expertise to perform construction management (CM) services, the nature of the Treatment Plant and Facilities work is highly complex and of great magnitude. Parsons-B&V provides expertise beyond in-house capabilities, including special inspections, commissioning and start-up facilitation of complex treatment facilities, and extensive scheduling, cost estimating, and claims advisory support. Together, Parsons-B&V and the City CM team can adequately manage the various complexities of the Pure Water Phase 1 Treatment Plant and Facilities. It is important to have a CM team experienced in management of similar construction projects, and who have expertise in multiple engineering disciplines.

Since Amendment No. 2, several factors have resulted in extended project durations and higher construction management (CM) requirements, including commissioning delays , extended oversight of contractor testing and commissioning, procurement delays for critical electrical equipment, and design modifications associated with the complications of working with existing infrastructure.

PBV's revised cost-to-complete analysis forecasts an additional \$5.6M needed to staff and support CM services through program final completion and claims resolution. Without this amendment, the City risks gaps in oversight during critical commissioning and closeout phases. This amendment is requesting an additional two years and five months for a total contract duration of 10 years and five months, which covers the remaining construction contract durations, Pure Water Phase 1 start-up and integration period, acceptance, mitigation and monitoring, warranty period as well as the project delays. This amendment also requests an additional \$5,600,000 for a total contract mount of \$115,600,000.

Bid Results: *If bidding was done provide bidding format and results*

N/A

Public Utilities and Engineering & Capital Projects Departments

Pure Water Program – Amendment No. 3 to the Agreement with Parsons-Black & Veatch Joint Venture for As-Needed Construction Manager - Treatment Plant and Facilities Projects - Contract Number H176935

Metro JPA/Commission
December 2025



7



Public Utilities & Engineering Capital Projects Departments

Parsons-Black & Veatch Contract Amendment

As-Needed CM Services for Pure Water Phase I Treatment and Facilities Projects

- North City Reclamation Plant Expansion (NCWRP), North City Water Reclamation Plant Equalization Basins (EQ Basins), North City Pure Water Facility (NCPWF) and North City Pure Water Pump Station, Metropolitan Biosolids Center (MBC) Improvements, Miramar Reservoir Pump Station Improvements, Penasquitos Pump Station, Central Area Small-Scale Facility (CASSF)

Additional Scope and Extension

- Contract extension to meet construction schedules (with delays)
 - Encountered unforeseen conditions /circumstances
 - Procurement delays
 - Design modifications due to existing infrastructure
- Additional specialty support
- Special inspections, commissioning and start-up facilitation, and extensive scheduling, cost estimating, and claims advisory support



sandiego.gov

8



As-Needed CM Services for Facilities and Treatment Projects

Original Agreement: \$75,000,000 (4/10/2018)

Amendment 1: Incorporate the PLA (6/18/2021)

Amendment 2: \$35,000,000 and extend contract to 2026 (5/3/2023)

Amendment 3 (current request): \$5,600,000

Total Agreement Amount: \$115,600,000

Contract Extension: 29 months (through December 2028)



Contract	Total Cost	Water/Wastewater % Split*	Water Fund Portion	Metro Wastewater Portion	Metro JPA Portion (33%)
Agreement to Date	\$110,000,000	60%/40%	\$66,000,000	\$44,000,000	\$14,666,667
Agreement Extension (This Request)	\$5,600,000	60%/40%	\$3,360,000	\$2,240,000	\$746,667
TOTAL	\$115,600,000	60%/40%	\$69,360,000	\$46,240,000	\$15,413,333

*These splits will change based on actual expenses, all costs will be reconciled per project splits at the end of project

sandiego.gov

9



As-Needed CM Services for Facilities and Treatment Projects

Task Order No.	Project	Past Estimated Total	Forecasted Estimated Total	Status
TO 1	As Needed Pre-Con/CM	\$10,054,159	\$6,087,444	Closed
TO 2	CRs, Bid, Award	\$1,665,954	\$1,516,825	Closed
TO 3	NCPWF/NCWRP Early Works	\$2,227,272	\$2,227,272	Closed
TO 4	PLA Management	\$5,466,144	\$4,315,730	Open
TO 5	NCPWF/NCWPWS	\$41,818,613	\$47,022,902	Open
TO 6	NCWRP Expansion	\$28,666,656	\$36,070,487	Open
TO 7	MBC Improvements	\$6,539,693	\$8,638,617	Open
TO 8	NCWRP Flow Eq. Basin	\$1,400,794	\$2,068,454	Open
TO 9	Miramar Reservoir PS Improvements	\$1,262,588	\$1,381,791	Open
TO 10	Penasquitos PS Oxygenation	\$279,864	\$551,521	Open
TO 11	CASSF (Ph.2 Demo Plant)	\$3,000,000	\$4,411,037	Open
TO 12	Miramar WTP Caustic Feed & Interim Solids Management	\$350,000	\$788,622	Open
TO 13	Claims/Mediation As-Needed	\$7,000,000	\$500,000	Open
Total Estimated Amount		\$109,731,737	\$115,580,703	
Current Agreement Not To Exceed Amount		\$110,000,000	\$110,000,000	
Proposed Additional Not To Exceed Amount			\$5,600,000	

sandiego.gov

10



Facilities and Treatment Project Progress

Construction Contract	Original Contract Amount	Current Contract Amount	% Complete	Contractor	Facility Scope to be Constructed
Penasquitos Pump Station Oxidation System	\$4.4M	\$4.4M	41%	Blue Pacific	High-purity oxygen system
North City Water Reclamation Plant Expansion	\$255.1M	\$282.2M	72%	Kiewit	Addition of 22-mgd treatment capacity
North City Pure Water Facility and Pump Station	\$356.7M	\$398.8M	85%	Schimmick Construction	Treatment facility to treat recycled water to purified water standards via 5-step process
North City Water Reclamation Plant Flow Equalization Basin	\$11.9M	\$12.3M	65%	Kiewit	2.35-million-gallon flow equalization tank to manage incoming wastewater variability
Metropolitan Biosolids Center Improvements	\$40.1M	\$46.2M	87%	PCL	Improvements to existing facility
North City Water Reclamation Plant Expansion / North City Pure Water Facility Early Sitework	\$16.4M	\$16.4M	100%	AECOM / Schimmick	Grading and site prep
Miramar Reservoir Water Quality Monitoring System	\$1M	\$1M	100%	Soundnine, Inc.	Reservoir water quality monitoring
Miramar Reservoir Pump Station Improvements	\$12.7M	\$13.4M	85%	Shimmick	Improvements to existing facility, including caustic
Central Area Small-Scale Facility (CASSF)	\$38.4M	\$38.4M	82%	Filanc	Small scale water reclamation plant
Total	\$736.7M	\$813.1M	80%		

sanmateo.gov

11



Public Utilities & Engineering Capital Projects Departments

Treatment and Facilities Projects Progress


sandiego.gov

12

METRO JPA/TAC
Staff Report
Date: 8/15/2025

Project Title:

Pure Water Program – First Amendment to the agreement with PMWeb, Inc. to provide web-based project control system for Pure Water Program Phase 1 – Sole Source Agreement #4265

Presenter(s) Name:

Akram Bassyouni

Presenter(s) Title:

Deputy Director

Requested Action:

Approve an extension of sole source #4265 Agreement with PMWeb for project/construction management of Pure Water Program Phase 1 for an additional 3 years, for a total of 8 years, and an additional not-to-exceed amount of \$684,000, thus, increasing the total authorized amount from \$1,000,000, to a not-to-exceed amount of \$1,684,000 and forward item to Metro JPA/Metro Commission for approval.

Recommendations:

Approve requested action

Metro TAC:

Approved October 15, 2025

IROC:

N/A

Prior Actions:
(Committee/Commission,
Date, Result)

N/A

Fiscal Impact:

Is this projected budgeted? Yes X No

Cost breakdown between
Metro & Muni:

It is **estimated** that the funding will be allocated as follows: Water: 62% (approximately \$424,080), Wastewater: 38% (approximately \$259,920) (Metro: 100%, Muni: 0%).

Fiscal impact to the Metro
JPA:

Approximately 33% of Metro cost (approximately \$85,774)

Capital Improvement Program:

New Project? Yes No X N/A

Existing Project? Yes X No Upgrade/addition Change

Previous TAC/JPA Action:

None

Additional/Future Action:

Present item to Metro JPA/ Metro Commission for approval in November 2025.

City Council Action:

City Council approval is anticipated in December 2025.

Background: *Provide background information on the need for the project*

San Diego's imported water supplies face increasing stresses from a variety of sources. As a result, the region's supplies are becoming less reliable and more expensive. These circumstances, and the threat of limitation on San Diego's water supplies, have intensified the need for new sources of water. Pure Water San Diego is the City of San Diego's phased program to provide a safe, secure and sustainable local drinking water supply for San Diego. Pure Water's system-wide reuse will significantly reduce flows to the Point Loma Wastewater Treatment Plant and will make San Diego more water independent. On April 29, 2014, City Council adopted Resolution Number R-308906 supporting the Pure Water Program. Pure Water implementation includes design and construction of new treatment and conveyance facilities.

Discussion: *Provide information on decisions made to advance the project*

In 2016, the City entered into the agreement #10071388-16-H with PMWeb, Inc. for the implementation of the PMWeb software system utilized by Pure Water Program Phase 1 as a tool for the purpose of project/construction management. PMWeb has provided as-needed software, maintenance, and licenses for their proprietary software system. PMWeb provides an effective & organized platform for document control and workflow for managing various construction items including but not limited to requests for information, submittals, daily inspection reports, environmental monitoring, invoice tracking, field orders, and change orders. The system ensures the appropriate staff members review the project documents during the workflow process. In addition, this tool ensures that all open inquiries for various construction items for each project are tracked efficiently and accurately.

Since PMWeb is the sole provider of the software and license components of PMWeb software system used by Pure Water Program Phase 1, a five (5) year sole source agreement #4265 for a total not-to-exceed amount of \$1,000,000 was requested by the Public Utilities Department and subsequently approved & finalized by the Purchasing and Contracting Department on June 27, 2022, to allow for the continued use of PMWeb's products and technical support services for a seamless and continuous usage of this project/construction management tool. The current contract will now expire on July 31, 2026. The PMWeb contract will expire at a time when the construction of the Pure Water Phase 1 projects will be ongoing. All Pure Water Phase 1 projects rely heavily on PMWeb as an effective project/construction management tool to keep project files documented and organized throughout construction. This software is used for the official management of documents and correspondence between the contractor, construction management team, and design team, for Pure Water Phase 1 construction contracts for various construction related items including Requests for Information (RFI), construction submittals review, construction change orders, and tracking of response, responsible parties and open inquiries. With over \$1 billion in construction, there can be hundreds of open inquiries at any given time. The suspension of PMWeb's services would have a catastrophic effect on document management resulting in mishandled and/or lost documents.

This amendment will increase the not-to-exceed contract amount by \$684,000 for a total not-to-exceed amount of \$1,684,000 and extend it for another three (3) years for a total of eight (8) years, expiring on July 31, 2029. This will allow ample time to use PMWeb through project commissioning and support the City in close-out activities.

Bid Results: *If bidding was done provide bidding format and results*

N/A

Public Utilities and Engineering & Capital Projects Departments

Extension of the Sole Source Agreement #4265 with PMWeb Inc. for the PMWeb software system to provide web-based project control system for Pure Water Program Phase 1

Metro JPA/Commission
December 2025



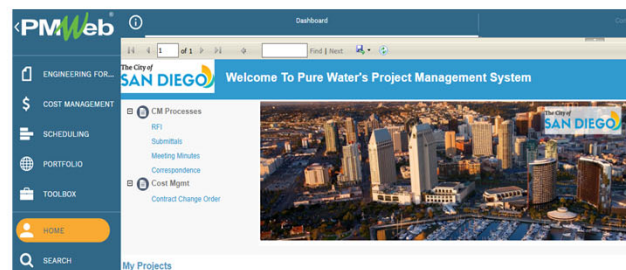
13



Public Utilities & Engineering Capital Projects Departments

Background

- Contract 10071388-16-H with PMWeb Inc. in August 2016 (not to exceed amount of \$478,500)
- Sole Source Agreement #4265 with PMWeb Inc. in June of 2022 (not to exceed amount of \$1,000,000)
- Project/construction management tool for Pure Water Program Phase 1 projects
- Provides as-needed software, maintenance, and licenses for their proprietary software system
- Software is used for the official management of documents and correspondence for various construction related items including but not limited to:
 - Requests for Information (RFI)
 - Construction submittals review
 - Construction change orders
 - Workflows for tracking of all open inquiries
- Agreement term: 5 years
- Agreement set to expire July 31, 2026



sandiego.gov

14



Phase 1 Pure Water Status

- Pure Water Phase 1 construction proceeding
- Reached approx. 80% completion
- Unanticipated Construction Delays
- PMWeb services must be extended for a seamless and continuous usage of this management tool software throughout the construction.
- The suspension of PMWeb's services would have a catastrophic effect on document management resulting in mishandled and/or lost documents
- Additional cost will cover:
 - Renewal of Software Subscription Services
 - Services include software updates and upgrades, annual support and maintenance, email services, dedicated server, and licenses
 - Continuous use of the software for document control throughout construction and post construction

sandiego.gov

15



PMWeb Benefits

- Ongoing data back-up
- An effective and organized system for document management of complex pure water program
- An effective and efficient tool for tracking of multiple open inquiries with over \$1B in ongoing construction
- Software updates and upgrades, resolution of software defects, daily backups of all live data

BENEFITS



sandiego.gov

16



PMWeb Construction Management Software

Contract 10071388-16-H: \$478,500 (August 2016)

Sole Source Agreement #4265: \$1,000,000 (June 2022)

Amendment 1 to Sole Source #4265 (current request): \$684,000

Request Not to Exceed: \$684,000 (Metro = \$259,920 ; Water = \$424,080)

Metro JPA: \$85,774 (12.5%)

Total PMWeb Agreement: \$2,162,500

Agreement Extension: 3 years (7/31/2029)

sandiego.gov

17



PMWeb Approximate Cost Breakdown

Contract	Total Cost	Water/Waste water % Split	Water Fund Portion	Metro Wastewater Portion	Metro JPA Portion (33%)
Contract 10071388-16-H (August 2016)	\$478,500	62%/38%	\$296,670	\$181,830	\$60,004
Sole Source Agreement (June 2022)	\$1,000,000	62%/38%	\$620,000	\$380,000	\$125,400
Agreement Extension (This Request)	\$684,000	62%/38%	\$424,080	\$259,920	\$85,774
TOTAL	\$2,162,500	62%/38%	\$1,340,750	\$821,750	\$271,178

sandiego.gov

18



Questions



The purpose of this report is to provide an update on the activities, progress, and outcomes related to the JPA's initiatives. It aims to ensure transparency, document key discussions and decisions, and keep all stakeholders informed of ongoing efforts and upcoming milestones.



Many of our Board members and Metro TAC staff had the opportunity to tour the North City Pure Water construction site and attend an excellent presentation on the project and its progress after the November Board Meeting. The team learned that construction is now over 80% complete, with the new operations and laboratory facilities expected to be ready for move-in early next year. An additional tour is tentatively scheduled for after the February 2026 Board Meeting.

Special thanks to the City of San Diego and Program Management staff for their outstanding coordination and for providing such an engaging and informative presentation and tour.

Key Tasks and Updates:

1. SARA and Administrative Agreement No. 1 (AA1) Update

October was a particularly active month in advancing implementation of the draft Second Amended and Restated Agreement (SARA) and Administrative Agreement No. 1 (AA1). Staff developed key implementation tools, including a one-page summary titled *“Understanding the Second Amended and Restated Agreement”* for use as a handout, and a PowerPoint presentation highlighting the key provisions of SARA and AA1 for agency and Council meetings.

For reference, the final versions of SARA, AA1, and the accompanying exhibits -- along with prior reference materials, the one-pager, and the PowerPoint presentation -- have been posted in the “News” section of the JPA website for your review and download.

<https://www.metrojpa.org/home/showdocument?id=5070>

In addition, a copy of the current Amended and Restated Agreement (ARA) can be found in the New Director’s Manual at:

<https://www.metrojpa.org/Home/ShowDocument?id=4720>

The final draft of the Second Amended and Restated Agreement (SARA) and Administrative Agreement No. 1 (AA1) was distributed to all members in the October JPA/Commission agenda packet.

At their October 2nd meeting, the Metro JPA/Commission Board of Directors held an advisory vote on the draft SARA, resulting in an 11–1 outcome approving the following motion:

“That the Metro Commission recommend that the Participating Agencies approve the draft SARA, subject to non-substantive revisions and

corrections, with such determinations to be made jointly by the Participating Agencies' Attorney and the City/General Manager."

Padre Dam Municipal Water District was the sole dissenting vote and submitted a letter outlining its concerns, which was included in the October agenda materials. Padre Dam's primary objection pertains to the proposed change from the unanimous vote requirement under the 1998 Regional Agreement and the ARA to a two-third vote on financial matters under the new SARA.

The next phase of implementation involves each Participating Agency presenting the Second Amended and Restated Agreement (SARA) and Administrative Agreement No. 1 (AA1) to its governing body for formal adoption. Four agencies—La Mesa, Coronado, Poway, and Lemon Grove—have scheduled these items for Council action prior to year's end, while more than half of the PAs anticipate completing their approval processes by the end of February 2026.

Executive Team staff remain available to assist Participating Agencies during their Council or Board presentations on SARA and AA1. Staff can provide formal presentations or attend simply to respond to questions as needed. Lisa Celaya of the City of San Diego and JPA Chair Jones are also available to participate. Agencies are encouraged to contact the Executive Director as soon as their meeting date is confirmed to allow adequate time for scheduling.

2. I&I Committee

All Participating Agencies that have not yet submitted their meter basin data are requested to do so as soon as possible to facilitate ADS's project kickoff. The next I&I Committee meeting will be scheduled once all necessary information has been received.

3. Treasury Activities

During October, JPA Treasury staff actively engaged with potential vendors for website design, content migration, training, and annual hosting services. Three vendors—EVOGOV, Ion Blade, and Streamline—are currently under consideration. Preliminary information was presented to the Succession Planning Ad Hoc Committee at its first meeting. Special thanks are extended to Directors Purvis and Robak for their valuable input and participation in the information-gathering process. Although this work falls outside typical Treasury responsibilities, staff have graciously taken on this additional assignment to support the JPA's limited staffing resources.

4. Succession Planning AdHoc

The Succession Planning AdHoc met for the first time on October 17. The Succession Planning Ad Hoc Committee is tasked with guiding how the Metro Wastewater JPA will be staffed and structured in the coming years to achieve its Strategic Goals and Objectives. With all Executive Team contracts expiring June 30, 2026, the Committee will evaluate future organizational needs, potential new skill sets required, and the best approach for contracting for key professional services. Its recommendations will help ensure a smooth transition, continuity of expertise and service, and an efficient framework to support the JPA's Mission and its member agencies.

At its first meeting, the Succession Planning Ad Hoc Committee reviewed preliminary information on the website project, examined the existing JPA organizational structure and supporting consultant positions, and discussed establishing an evaluation process for the Executive Director and other consultants.

UPCOMING MEETINGS:

Metro TAC:

Regular Meeting:

November 19, 2025
11-1 Via Zoom

Metro JPA/Commission:

Regular Meeting:

December 4, 2025
Noon-2 PM MOC Auditorium



Monthly Metro TAC Chair Report November 2025

A summary of action items, presentations, discussions and updates heard at the regularly scheduled Metro Technical Advisory Committee held on November 19, 2025.

Action:

Agenda Item 3: Consideration and Possible Action to Approve the Metro Wastewater JPA Quarterly Treasurer's Report – Quarter 1 – Ending September 30, 2025

- Metro staff presented the Quarterly Treasurer's Report. It was noted that we are now receiving considerably more income in interest.
- There were no questions, and it was approved unanimously.

Agenda Item 4: Consideration and Possible Action to Recommend Approval to the Metro JPA/Commission of the SD PUD Independent Auditor's Report – FY 2020

- City staff and MGO presented the FY20 Auditor's Report. It was noted the formatting has been improved and the next three years' reports are close to completion. There were no concerning findings noted.
- TAC asked questions on the flow difference calculation and the findings. It was clarified that finding 1 and 2 didn't impact the schedule, but 3 and 4 did, and they have been corrected. Del Mar's flows and credits and the date PAs will receive refunds or invoices (estimated January 15, 2026) were also clarified. It was unanimously recommended.

Agenda Item 5: Consideration and Possible Action to Recommend to the Metro JPA/Commission Approval of the Authorization to Execute a Contract with US Peroxide, LLC to Provide Hydrogen Sulfide Odor Control in Collection System

- City staff presented the proposed contract for Hydrogen Sulfide Odor Control, identifying the Metro facilities where the chemicals are used. They presented the bid results and the

impact to the JPA. The not to exceed amount for the JPA will be \$20,605,997.06 over the course of the 5-year contract.

- TAC clarified the current and projected annual cost, which is around \$50,000. There is a CPI cost escalator allowed. It was recommended unanimously.

Standing Items to be Brought to JPA:

Agenda Item 6: Metro Wastewater (General) (Lisa Celeya)

Agenda Item 7: Pure Water Program Update (Doug Owen/Ben Kuhnel)

Agenda Item 8: Metro Wastewater Financial (Adam Jones)

Agenda Item 9: SARA Update Report (Blake Behringer/Karyn Keze)

Agenda Item 10: JPA Executive Director (Karyn Keze)

Agenda Item 11: Metro Commission/JPA Board Meeting Recap (Blake Behringer)

Metro Meetings:

Recent Meetings

-

Upcoming Meetings

- **Metro JPA:**
 - **Date:** December 4, 2025
 - **Format:** In person.
- **Metro TAC:**
 - **Date:** December 17, 2025
 - **Format:** Zoom only.
- **I&I Metro TAC Subcommittee:**
 - **Date:** TBD
 - **Format:** Zoom only.