

Public Utilities and Engineering & Capital Projects Departments

Roadway restoration in excess of \$2M for Morena Conveyance North contract with OHLA USA, Inc. (OHLA)

Metro JPA – 7C
April 03, 2025



1




Public Utilities & Engineering Capital Projects Departments

Morena Conveyance North Restoration

This action for Morena Conveyance North would authorize future execution of multiple construction contract change orders with OHLA USA, Inc. for owner-requested added scope in street resurfacing and restoration required to comply with current City standards and community expectations.

Additional Scope

- 20 lane miles resurfaced with overlay, including improved bus pads
- 9 miles of bike lane improvements
- 52 curb ramps and 63 pedestrian push buttons to comply with City ADA requirements
- 4 medians along Genesee Avenue




2

sandiego.gov

2



Genesee Ave



Roadway Conditions

- Since project design was completed in 2018, significant portions of the project alignment pavement condition are now categorized as “Poor”, “Very Poor”, or “Failed”
- Through collaboration between PUD, ECP and TD, scope was updated to encompass entire street width to include areas beyond the construction impact areas


sandiego.gov

3



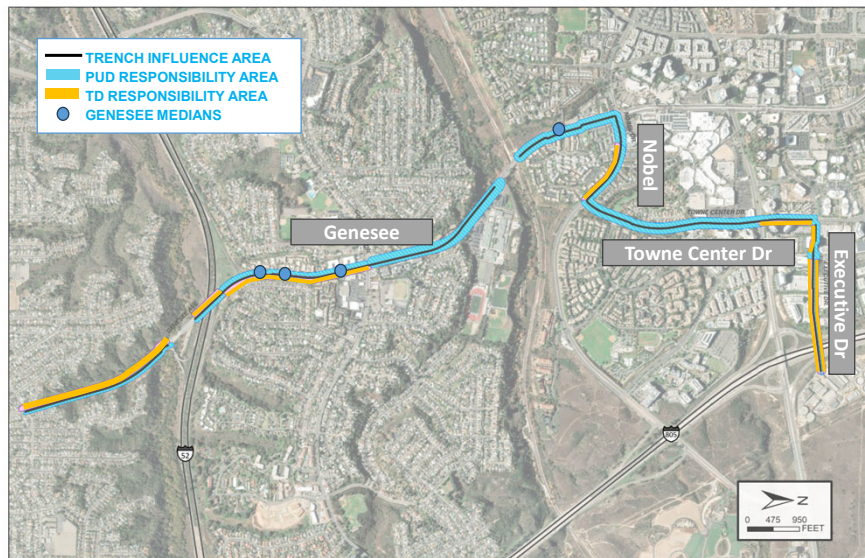
Current Conditions

- Genesee and Executive Drive are primary locations of tunneling activities and need extensive restoration



sandiego.gov

4

**Restoration Scope:**

- Scope includes all AC overlay (no slurry seal)
- Costs are split between PUD and Transportation
- PUD will pay for areas beyond the trench influence area that are impacted by the project (e.g. up to medians)
- The requested change orders will also pay for
 - median improvements on Genesee,
 - curb ramps and push buttons to comply with ADA policy updates,
 - bike lane striping

sandiego.gov

5

**Restoration NTE Change Order(s) Approximate Cost Breakdown**

	Total Cost	TD/PUD % Split	TD Portion	PUD Portion	Water/WW % Split	Water Fund Portion	Metro WW Portion	Metro JPA Portion (33%)
Paving	\$13,382,654	38%/62%	\$5,106,428*	\$8,276,226	17%/83%	\$1,406,958	\$6,869,267	\$2,266,858
Curb Ramps	\$725,329	0%/100%	\$0	\$725,329	17%/83%	\$123,306	\$602,023	\$198,668
Striping	\$2,333,852	100%/0%	\$2,333,852	\$0	N/A	N/A	N/A	N/A
Medians	\$3,604,165	0%/100%	\$0	\$3,604,165	17%/83%	612,708	\$2,991,457	\$987,181
TOTAL	\$20,046,000	37%/63%	\$7,440,279	\$12,605,720	17%/83%	\$2,142,972	\$10,462,748	\$3,452,707

*Paving is anticipated to be paid through the General Fund. The remaining TD costs will be expended through Transnet and Infrastructure Fund.

sandiego.gov

6



Restoration NTE Change Order(s) JPA Portion Cost Breakdown – Agencies

Agency	Annual % Use	Anticipated JPA Portion
Chula Vista	11.699%	\$ 403,932.19
Coronado	1.152%	\$ 39,775.18
Del Mar	0.020%	\$ 690.54
East Otay Mesa (County)	1.096%	\$ 37,841.67
El Cajon	0.497%	\$ 17,159.95
Imperial Beach	1.411%	\$ 48,717.70
La Mesa	2.823%	\$ 97,469.92
Lakeside/Alpine (County)	0.153%	\$ 5,282.64
Lemon Grove	1.395%	\$ 48,165.26
National City	2.852%	\$ 98,471.20
Otay Water District	0.457%	\$ 15,778.87
Padre Dam	0.444%	\$ 15,330.02
Poway	1.869%	\$ 64,531.09
Spring Valley (County)	3.765%	\$ 129,994.42
Wintergardens (County)	0.044%	\$ 1,519.19
San Diego	70.323%	\$ 2,428,047.14
	100.000%	\$ 3,452,707.00

sandiego.gov

7



OHLA Contract Details

Original Agreement: **\$95,243,645.12**

Amendments to date: **\$18,038,900**

Total Agreement Amount: **\$113,282,545.50**

Requested NTE: **\$20,046,000.00**

PUD: \$12,605,579.00

Metro JPA: \$3,452,707 (27%)

TD: \$7,440,421

Contract Execution: **April 2021**

Expected Start of Restoration Work: **Summer 2025**



8

sandiego.gov

8



Questions

