METRO TAC AGENDA
(Technical Advisory Committee to Metro JPA)

TO: Metro TAC Representatives and Metro Commissioners

DATE: Wednesday, June 17, 2015

TIME: 11:00 p.m. to 1:30 p.m.

LOCATION: MWWD, 9192 Topaz Way, (MOC II Auditorium) – Lunch will be provided

PLEASE DISTRIBUTE THIS NOTICE TO METRO COMMISSIONERS AND METRO TAC REPRESENTATIVES

---

1. Review and Approve MetroTAC Action Minutes for the Meeting of May 20, 2015 (**Attachment**)

2. Metro Commission/JPA Board Meeting Recap (Standing Item)

3. **ACTION:** Consideration and Possible Action for Authorization to execute a contract with JCI Jones Chemical Inc., to provide sodium hypochlorite for Wastewater Facilities in the Public Utilities Department. (**Attachment**) (Pam Galan)

4. **ACTION:** Consideration and Possible Action for Authorization to execute a contract with Hawthorne Power Systems to provide technical services and parts for Caterpillar engine generators and switch gears for Wastewater Facilities in the Public Utilities Department. (**Attachment**) (Pam Galan)

5. Metro Wastewater Update (Standing Item)

6. Metro Capital Improvement Program and Funding Sources (Standing Item) (Tung Phung)
   - CIP Quarterly Report

7. Financial Update (Standing Item) (Karyn Keese)
   - Audit Status Update (Edgar Patino)

8. MetroTAC Work Plan (Standing Item) (**Attachment**) (Greg Humora)

9. Point Loma Permit Renewal (Standing Item) (**Attachment**) (Greg Humora)

10. Review of Items to be Brought Forward to the Regular Metro Commission/Metro JPA Meeting (**August 6, 2015 if needed**)

12. Other Business of Metro TAC

13. Adjournment (To the next Regular Meeting, July 15, 2015 if needed)

Metro TAC 2015 Meeting Schedule

January 21	May 20	September 16
February 18	June 17	October 21
March 18	July 15	November 18
April 15	August 19	December 16

ATTACHMENT 1

May 20, 2015 Draft Minutes

Metro TAC
(Technical Advisory Committee to Metro Commission/JPA)

ACTION MINUTES

DATE OF MEETING: May 20, 2015

TIME: 11:00 AM

LOCATION: PUD – MOC II Main Conference Room

MEETING ATTENDANCE:

Greg Humora, La Mesa
Dennis Davies, El Cajon
Al Lau, Padre Dam
Ed Walton, Coronado
Frank Rivera, City of Chula Vista
Luis Pelayo, City of Chula Vista
Dan Brogadir, County of San Diego
Eric Minicilli, Del Mar
Kuna Muthusamy, National City
Stephen Beppler, Otay WD
Rita Bell, Otay WD
Kevin Koeppen, Otay WD
Mark Niemiec, Padre Dam
Mike Obermiller, Poway
Tom Howard, Poway
Terry Zaragoza, Poway
Lee Ann Jones-Santos, City of SD
Seth Gates, City of San Diego
Edgar Patino, City of San Diego
Phung Tung, City of San Diego
Peggy Merino, City of San Diego
Dan Culp, City of San Diego
Jeff Deham, City of San Diego
Rex Ragucos, City of San Diego
Indu Singh, City of San Diego
Mary Cantua, City of San Diego
Mark Gonzalez, City of San Diego
Karyn Keese, Atkins
Scott Tulloch, Atkins
Mark Elliott, Atkins

1. **Review and Approve MetroTAC Action Minutes for the Meeting of April 15, 2015**
   Vice Chair Dennis Davies moved approval of the April 15, 2015 minutes. The motion was seconded by Mike Obermiller and the minutes were approved unanimously.

2. **Metro Commission/JPA Board Meeting Recap (Standing Item)**
   - Chairman Humora reviewed the May meeting of the Metro Commission/JPA.
   - The Commission unanimously approved and accepted the following items:
     - The June 30, 2013 JPA audit
     - The FYE 2013 mid-year review
     - The 2015 to 2017 As Needed Contract
   - Vice Chair Jerry Jones will be an alternate on the Finance Committee
   - Chairman Humora discussed the schedule for the special meeting and tour of the Point Loma WWTP and holding a strategic planning meeting at the Plant. The Commission Meeting would only be an hour and the rest of the time would be spent on strategic planning and the tour. The meeting will be held on June 4, 2015. The Commission agreed and approved the Plan.
   - Chairman Humora gave an update on the Point Lomas Permit Renewal and the Pure Water Program.

3. **Presentation: Cost Allocation Subgroup**
   Lee Ann Jones Santos and Chairman Humora presented the draft work product of the Cost Allocation Subgroup that has been meeting since January 2013 on a regular basis. A copy of the presentation is included as Attachment A to these minutes. The Subgroup has allocated Pure

Water Program capital costs between water and wastewater facilities based on the type of facility. Slide 12 of the presentation shows the current cost allocations with the North City 15 MGD alternative from the Recycled Water Study. Slide 14 and 15 show the costs, benefits, and risks of PLWTP wastewater options. MWH, the Program Manager, is currently reviewing and updating the costs from the Recycled Water Study and looking at other option. These should be known within the next month. The Cost Allocation Subcommittee is currently working on revenue sharing options from the Pure Water Sales. It is possible that if an agency wants to pay both the wastewater costs as well as a proportionate amount of the water costs that they could gain their share of the water produced. There will need to be a revised Regional Disposal Agreement and this process might start in December 2015.

4. <u>ACTION</u>: FYE 2016 City of San Diego Metro Project

Seth Gates provided an updated budget presentation hand out (Attachment B to these minutes). The following are the budget highlights:

Revenue

Decrease of $13.3 million in State Revolving Fund loan reimbursements

Expense

Increase of $4.5 million in Energy and Utilities costs due primarily to SDG&E rate increases due to San Onofre retirement and compounding approved rate increases)
Increase of $4.9 million in State Revolving Loan repayments, ongoing maintenance & repairs
Decrease of $4.9 million in one-time expense and contracts expense realignment
Decrease of $1.2 million due to reallocations
Decrease of 5.09 FTE's (net) primarily associated with the re-allocations

The Metro TAC unanimously agreed to move this item forward to the Finance Committee and the Metro Commission/JPA for their review and possible acceptance.

5. ACTION: Billing Issues Reconciliation

Edgar Patino handed out an updated spreadsheet from the one in the agenda packet showing the reconciliation of all billing issues from 2007 to 2012. A copy of this spreadsheet is included as Attachment C. The following are the major highlights that were reviewed by Edgar Patino and Karyn Keese:

- Fiscal Year 2009 – 2012 Year Exhibit E Year End Reconciliations (True-ups) are included
- Operating Reserve Payments for Fiscal Year 2010 & 2011 are included
- Padre Dam Overbilling Correction starting with Fiscal Year 2007 is included
- North City Recycled Water Issue Adjustment starting with Fiscal Year 2009 is included
- Payments will be distributed by the City to PA's by June 30, 2015

On a motion by Chairman Humora and seconded by Eric Minicilli the Metro TAC unanimously accepted and approved the reconciliation and agreed to move this item on to the Finance Committee and the Metro Commission/JPA for their review and possible acceptance.

6. ACTION; South Bay Recycled Water Revenues

Edgar Patino handed out the final spreadsheets showing the allocation to each PA of the revenue received from recycled water starting in 2009 to 2014.A copy of this is included as Attachment D. These numbers are based on County Water Authority audited numbers of recycled water sales less the water department's operational expenses. On a motion by Vice Chair Davies and seconded by Eric Minicilli the Metro TAC unanimously accepted and approved the recycled water reconciliation and agreed to move this item on to the Finance Committee and the Metro Commission/JPA for their review and possible acceptance.

7. ACTION: Consideration and Possible Action to Recommend Approval of the FY 2015-2016 Atkins Contract

Items 7 and 8 were taken up as one item. Karyn Keese announced that she will be retiring from Atkins as of July 1, 2015 but not from the JPA. When she started working for the JPA she had her own firm and will now be going back to this. The spreadsheet provided in the agenda packet outlined the split of the contract between Atkins and The Keze Group (TKG). Scott Tulloch will remain at Atkins and his budget has increased from $29,606 to $40,000 due to anticipated needs in the next fiscal year due to cost allocation presentations to PAs and accelerated Pure Water Program Costs. His hourly rate remains the same. TKG has decreased their hourly rate from the standard Atkins billing rate and has decreased their hours for Exhibit E auditing because only two years will be under audit. The net effect of the split of the contract is a decrease of $3,600 for the upcoming fiscal year. On a motion by Vice Chair Davies, seconded by Vive Chair Lau the Items 7 and 8 were approved and recommended they should be moved on to the Metro Finance Committee and Metro Commission/JPA for their review and potential acceptance.

8. ACTION: Consideration and Possible Action to Recommend Approval of the FY 2015-2016 The Keze Group LLC Contract

9. ACTION; Consideration and Possible Action to Recommend Approval of the FY-2015-2016 Treasurers Contract

Karyn Keese reviewed the annual amendment to the Treasurers' Contract. The only change to the contract is adding some additional dollars as discussed in Item 10 for the facilitation on the JPA Audit. . On a motion by Chairman Humora, seconded by _____ the Amendment to the Treasurers Contract was approved and recommended it should be moved on to the Finance Committee and Metro Commission/JPA for their review and potential acceptance.

10. ACIOM; Consideration and Possible Action to Recommend Approval of the FY 2015-2016 Metro Wastewater JPA Budget

Karyn Keese reviewed the proposed Metro Commission/JPA budget. The only change is that money has been added for the two-year JPA audit both for Padre Dam's management of the audit and the auditor's fees which will cover FYE 2014 and FYE 2015. On a motion by Chairman Humora, seconded by Eric Minicilli the Metro Commission/JPA 2016 budget was approved and recommended it should be moved on to the Finance Committee and Metro Commission/JPA for their review and potential acceptance.

11. Metro Wastewater Update (Standing Item)

The timing for the June 4th meeting was discussed. Vans will leave MOC II at 9AM as there is limited parking at Point Loma. The JPA meeting will start at 10:00 and will last between one-half to one hour followed by new member orientation, strategic planning, and a tour of the facility. Estimated return time is 2:00 back at MOC.

12. Metro Capital Improvement Program and Funding Sources (Standing Item).

Tung Phung reviewed the 2nd and 3rd quarterly updates of the CIP. Included as Attachment E. Cumulative expenditures year to date are $12, 4 million and are tracking very close to projected.

13. Financial Update

There was no financial update this month.

14. MetroTAC Work Plan (Standing Item)

.

15. Point Loma Permit Renewal

Chairman Humora reviewed the key milestones attached to the agenda. The Mayor has directed staff to pursue the EPA administrative fix and to see if this can be accomplished with EPA staff by the end of June.

16. Review of Items to be Brought Forward to the next Metro Commission/Metro JPA Meeting (June 4, 2015)

Chairman Humora recommended Items 4 to10 be moved forward to the Finance Committee and Metro Commission for their review and potential approval.

17. Other Business of Metro TAC

There was no other business of the Metro TAC.

18. Adjournment (To the next Regular Meeting, June 17, 2015)

ATTACHMENT A

Pure Water SAN DIEGO

Cost Allocation Subgroup

presented to METRO TAC

Draft Version: 3/5/15 11 AM

Presented on Month X, 2015

METRO WASTEWATER JPA

DRAFT WORK PRODUCT

Our future relies on addressing the region's pressing water and wastewater issues

Water

- Regional water reliability
- Better control of cost escalation
- Economic benefit by investing in local water systems

Lake Oroville 2011 vs. 2014, CA Dept. of Water Resources

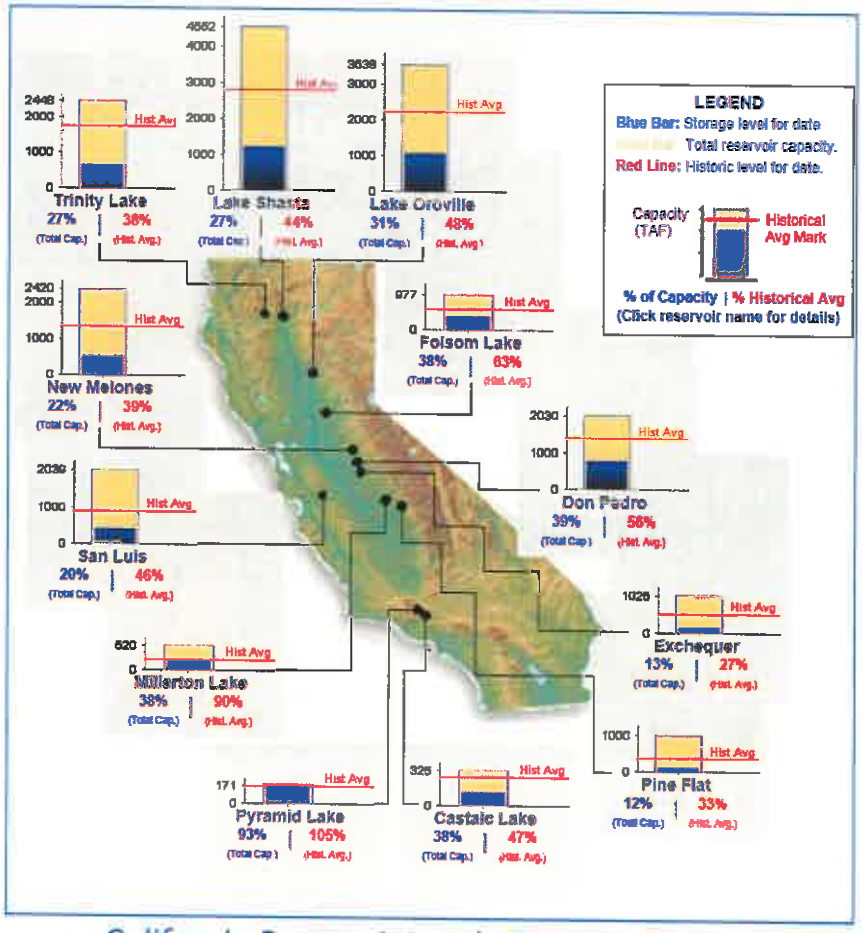

California Reservoir Levels, September 2014 CA Dept. of Water Resources

DRAFT WORK PRODUCT

Metro Wastewater JPA

Our future relies on addressing the region's pressing water and wastewater issues

Wastewater

- Managing costs
- Continued environmental protection
- Resource recovery versus disposal
- Meeting permit requirements

Point Loma Wastewater Treatment Plant

DRAFT WORK PRODUCT

METRO WASTEWATER JPA

Our Utilities have positioned us well to tackle past, present, and future needs

Water Examples:

- Demand management and conservation
- Emergency storage program
- Water supply diversification with local supply development
- Purification demonstration project and public outreach

WW pict

WW pict

Wastewater Examples:

- City and Participating Agency cooperative management of Metropolitan Sewer System
- Extensive environmental monitoring
- Regional reuse system investment
- Key studies including the 2012 Reuse Study
- Consistent protection of the ocean environment

DRAFT WORK PRODUCT

We have the right type of local investments needed for our Region.

Pure Water SAN DIEGO

A safe, local, and reliable solution

- A purified drinking water source
- Less reliance on strained out-of-region supplies
- Better ability to control costs and rates

A sustainable solution

- Resource recovery versus waste
- Maintaining a focus on environmental protection
- Long-term permit compliance at Point Loma

A regional solution

- Investing in our utilities to better manage future costs
- An investment in San Diegans' quality of life
- Supporting our local businesses and economy

Coordinate with outreach group

DRAFT WORK PRODUCT

Metro Wastewater JPA

GOALS AND PROCESS

DRAFT WORK PRODUCT

METRO WASTEWATER JPA

The Subgroup focused on developing fair and equitable sharing between Water and Wastewater Ratepayers

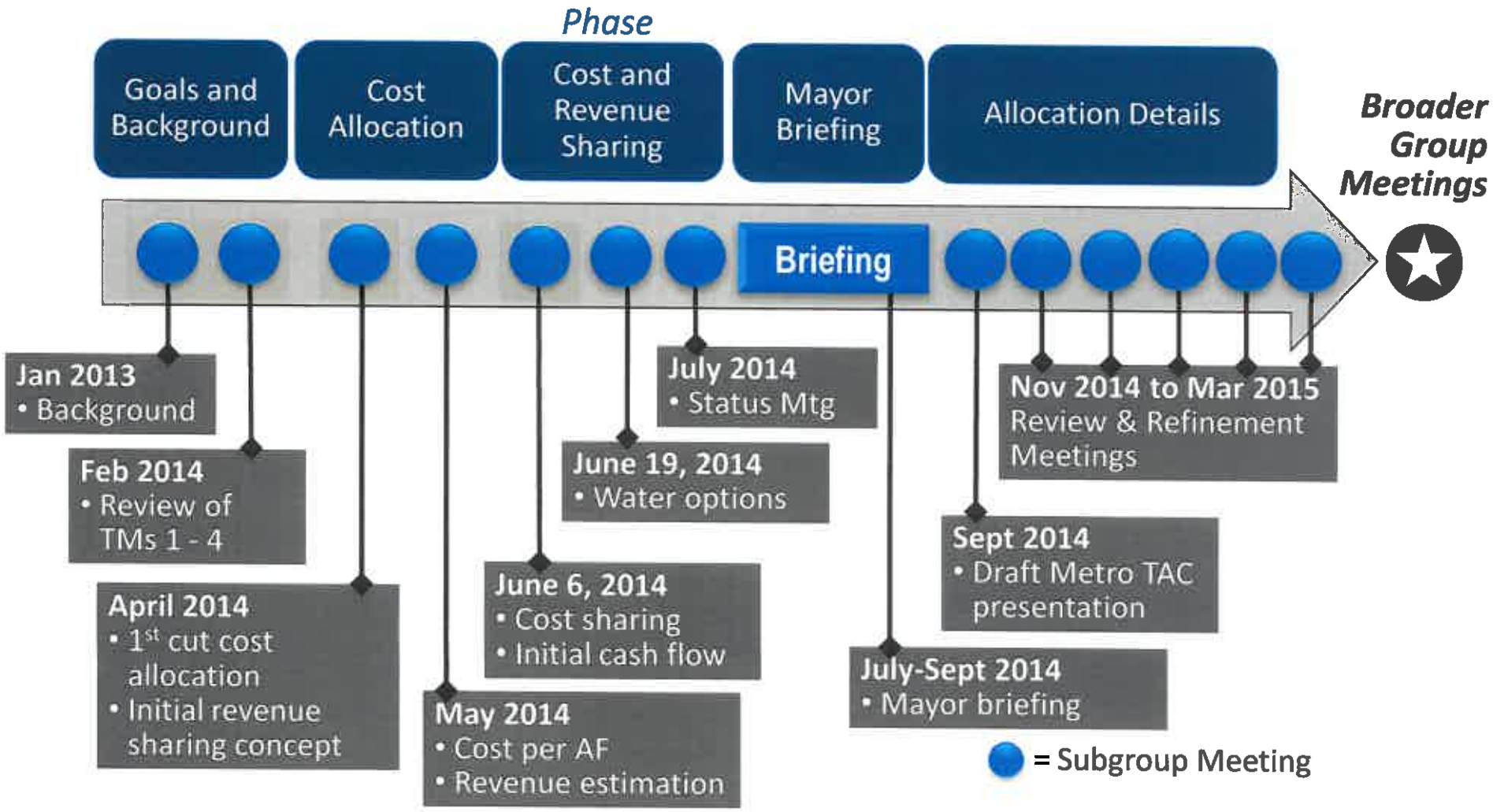

DRAFT WORK PRODUCT

METRO WASTEWATER JPA

The Subgroup not only assessed costs, but evaluated ways to communicate this complicated information

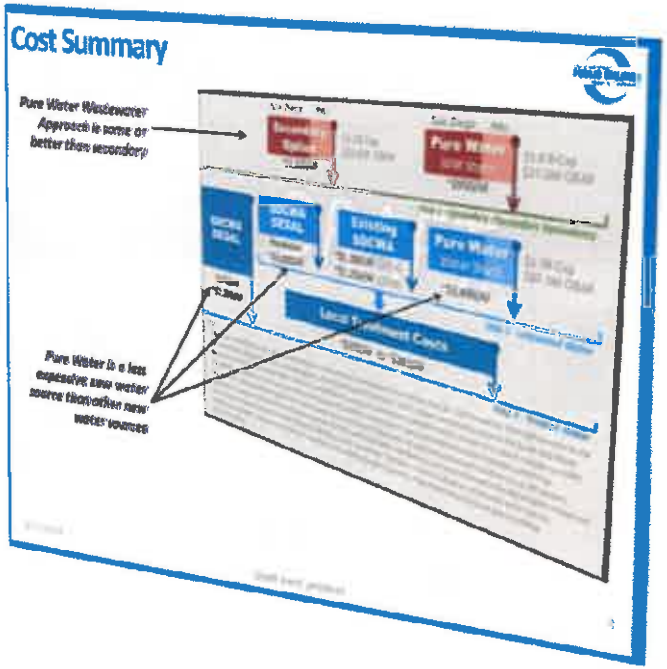

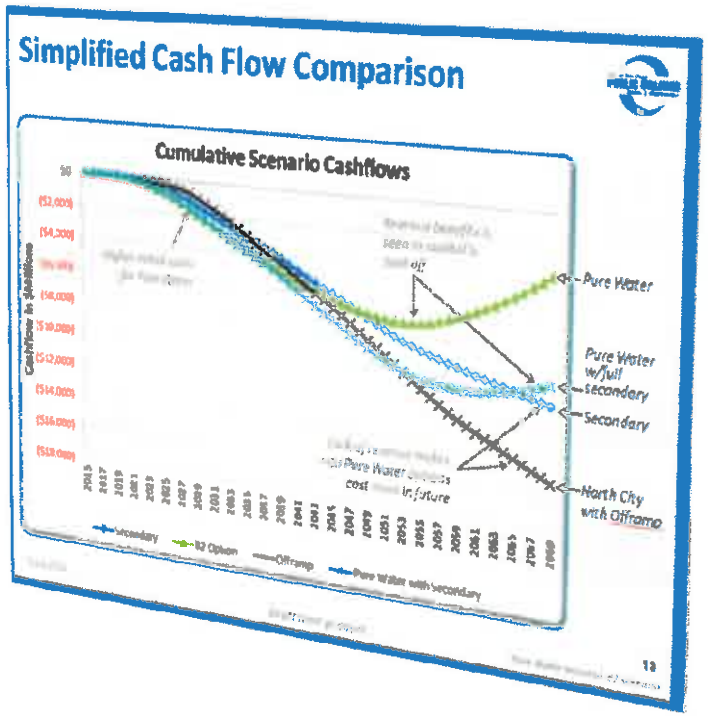

DRAFT WORK PRODUCT

METRO WASTEWATER JPA

COST ALLOCATION

THE PROCESS

DRAFT WORK PRODUCT

METRO WASTEWATER JPA

Pure Water facilities were configured into various alternatives

North City at 27 mgd

North City at 15 mgd

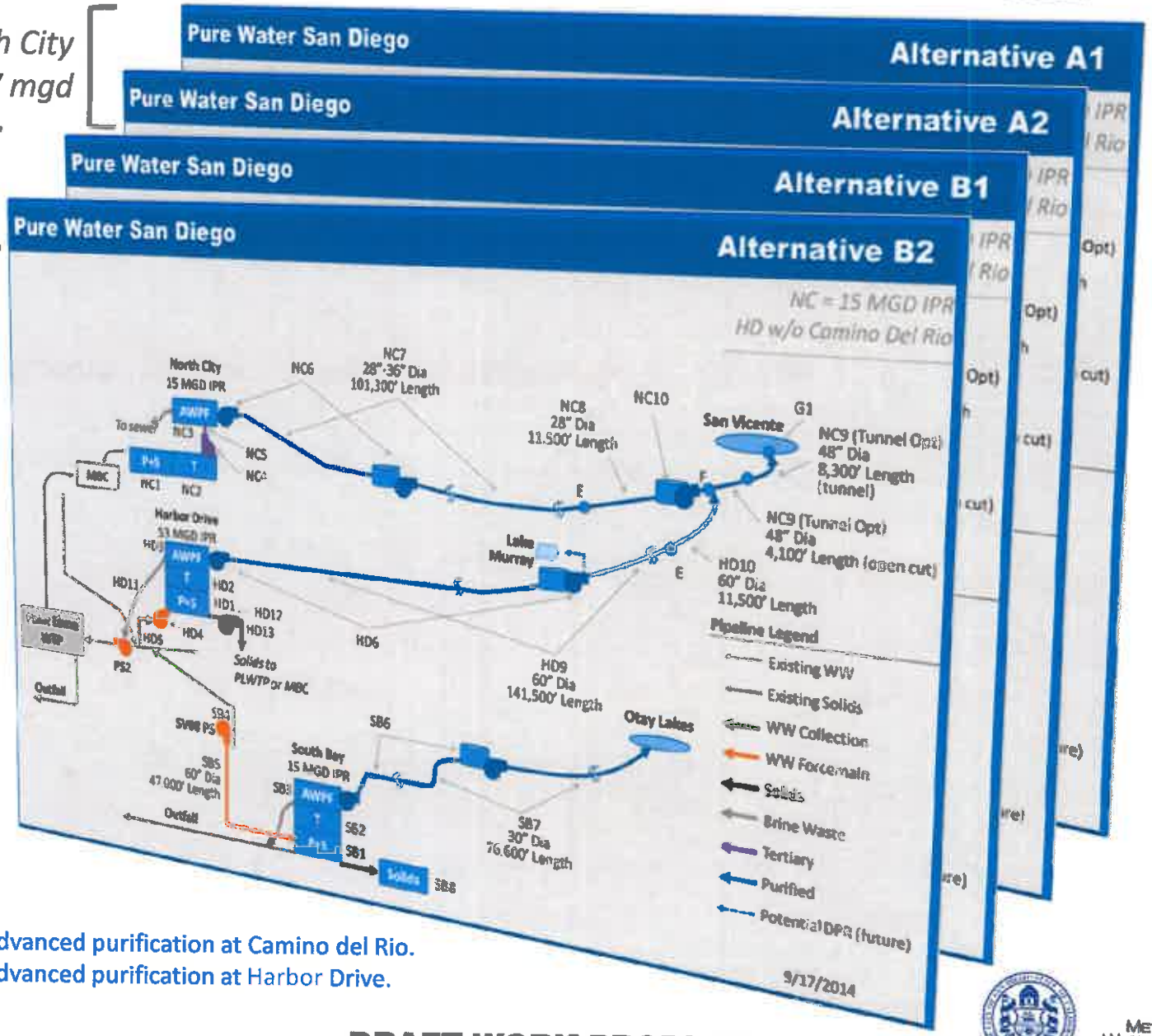

Alternatives:

"1" Harbor Drive advanced purification at Camino del Rio.

"2" Harbor Drive advanced purification at Harbor Drive.

DRAFT WORK PRODUCT

Metro Wastewater JPA

Facilities were added to a spreadsheet with costs

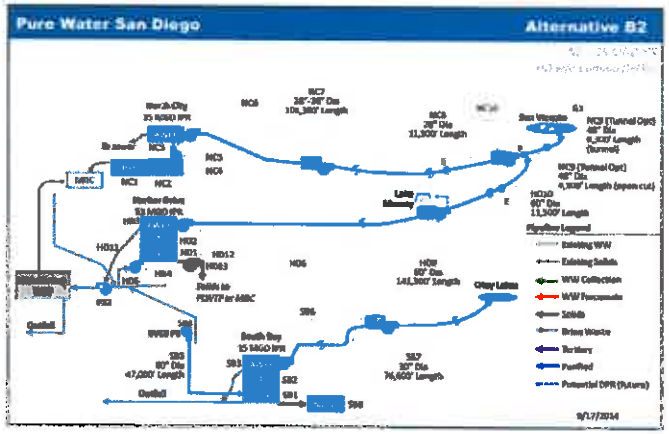

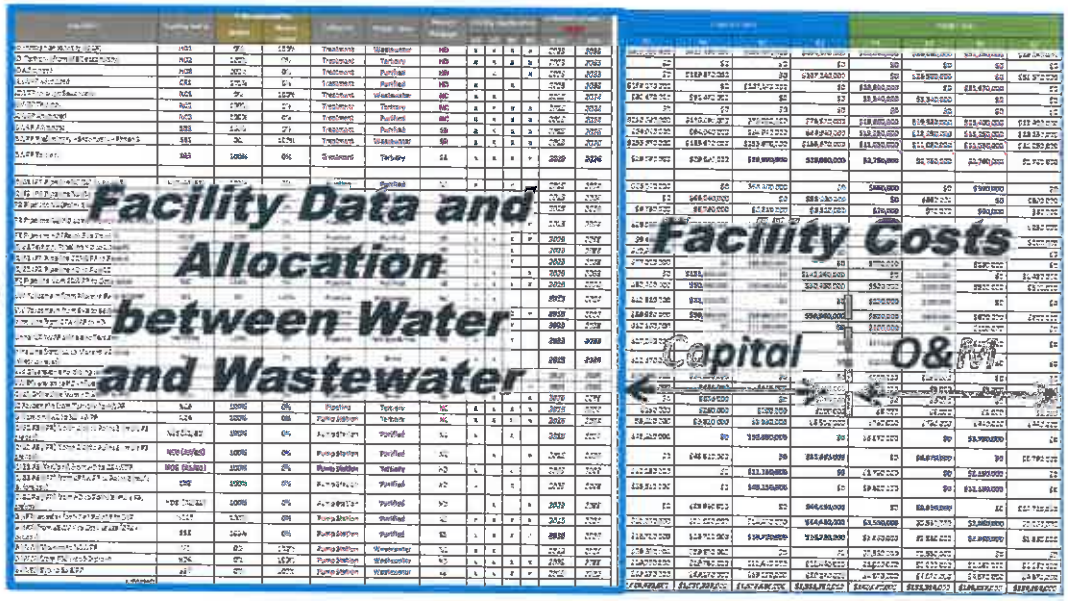

Next slide shows this process

DRAFT WORK PRODUCT

METRO WASTEWATER JPA

Meetings were held to debate and agree on how facilities should be allocated between water and wastewater

Facilities	Financial Model Ref #	Facility Ref #	% Responsibility		Category	Water Type	Phase/ Package	Facility Application			
			Water	Waste water				A1	A2	B1	B2
RWS Facilities											
HD through Secondary (MBR)	1	HD1	20%	80%	Treatment	Wastewater	HD	x	x	x	x
HD Tertiary (from MBR secondary)	2	HD2	100%	0%	Treatment	Tertiary	HD	x	x	x	x
HD Advanced	3	HD3	100%	0%	Treatment	Purified	HD		x		x
CRAWPF Advanced	4	CR1	100%	0%	Treatment	Purified	HD	x		x	
NCWRP through Secondary (new)	5	NC1	0%	100%	Treatment	Wastewater	NC	x	x		
NCWRP through Secondary (exst expansion)	5	NC1	0%	100%	Treatment	Wastewater	NC	x	x		
NCWRP Tertiary***	6	NC2	100%	0%	Treatment	Tertiary	NC	x	x	x	x
NCWRP Advanced***	7	NC3	100%	0%	Treatment	Purified	NC	x	x	x	x
SBWRP Advanced	8	SB3	100%	0%	Treatment	Purified	SB	x	x	x	x
SBWRP Preliminary - Secondary - Phase 1	9	SB1	0%	100%	Treatment	Wastewater	SB	x	x	x	x

Facility and Phasing Data

Each facility was discussed and allocated to water or wastewater

Water Allocation Results:

- All new tertiary treatment & any O&M related to ramping up of existing tertiary facilities at North City for Pure Water
- All new advanced purification
- All new conveyance of tertiary, advanced purified water, and brine
- 20% of any MBR treatment

Wastewater Allocation Results:

- All new primary & secondary conventional treatment
- 80% of any MBR treatment
- All new solids treatment
- All new conveyance of wastewater and solids

DRAFT WORK PRODUCT

COST ALLOCATION

WASTEWATER RESULTS

DRAFT WORK PRODUCT

METRO WASTEWATER JPA

Costs, Benefits, and Risks of PLWTP Wastewater Options

Option	Status Quo – Rely on Waiver Indefinitely	Do Full Secondary	Pure Water (Wastewater Share)
Wastewater Program Capital Cost	$1.7B - $1.8B (Existing Master Plan)	$2.1B (Master Plan modified to Secondary)	$1.6B - 1.8B less proposed revenue share (Pure Water Plan)
Benefit(s)	• Short term savings potential	• Resolves secondary issue/greater legislative certainty	• Lower cost than secondary • W/WW Revenue sharing • Avoid some major master plan facilities • Capital costs spread out • Drought-proof water supply • Defers other expensive regional water projects
Risk(s)	• Missed opportunity for drought-proof local water supply • Greater rate uncertainty • Stakeholder backlash • Prolonged legal action/costs • Relies on maintaining waiver	• Higher overall costs • Missed opportunity for drought-proof local water supply • More costly if decide to do potable reuse later due to water need	• Relies on establishing secondary equivalency

Existing wastewater master plan cost range based on whether 2 or 3 wet weather basins are ultimately required.
Pure Water wastewater cost range depends on the facilities option selected
Costs are capital costs through 2050

DRAFT WORK PRODUCT

Initial Conclusion

Pure Water provides the best cost/benefit/risk option for water and wastewater ratepayers – regardless of whether it's the City or other Participating Agencies

DRAFT WORK PRODUCT

CONCLUSIONS

DRAFT WORK PRODUCT

METRO WASTEWATER JPA

Conclusions

- **Objective.** The group developed fair and equitable sharing of water and wastewater costs.
- **Conclusion.** The Pure Water Program provides attractive regional water and wastewater solutions.
- **Transparency.** The financials and assumptions used in this analysis were provided to the PA's independent rate consultant. Entities should independently analyze the financials, assumptions, costs, and legal requirements.

DRAFT WORK PRODUCT

THANK YOU

DRAFT WORK PRODUCT

METRO WASTEWATER JPA

REFS

DRAFT WORK PRODUCT

METRO WASTEWATER JPA

Useful Terminology

Organization	Attendees
Cost Allocation subgroup	The City and Participating Agency group focused on developing cost sharing for the Pure Water Program
Revenue	The monetary value of the water produced by Pure Water Facilities. This can be viewed as either revenue created by the new water or savings/offsets from not having to buy imported water.
Untreated Water	Water that requires additional treatment prior to delivery to homes and businesses. Examples include • Imported Colorado River water or CA State Aqueduct water • Pure Water before delivery to the Alvarado or Otay Water Treatment Plants
Brine	Wastes (typically salts) from reverse osmosis.
SBx7-7	Water conservation measure from 2009 promoting water use efficiency

DRAFT WORK PRODUCT

Acronyms

NC	North City
SB	South Bay
HD	Harbor Drive
CDR	Camino del Rio
IPR	Indirect Potable Reuse
DPR	Direct Potable Reuse
P+S	Primary & Secondary
T	Tertiary
APWF	Advanced Purified Water Facility
WRF	Water Reclamation Facility
A1, A2	A Themes with North City at 30 mgd

TM	Technical Memo
AF	Acre Feet
AFY	Acre feet per year
MGD	Million gallons per day
SD	City of San Diego
PAs	Participating Agencies
B1, B2	B Themes with North City at 13 mgd

DRAFT WORK PRODUCT

Attendees

Organization	Attendees	
City of San Diego	Ann Sasaki Bob Mulvey John Helminski Lee Ann Jones-Santos Amy Dorman Jeanne Cole	Amer Barhoumi Tom Zeleny James Strayer (Black & Veatch) Ann Bui (Black & Veatch)
Participating Agencies	Leah Browder, City of Poway Greg Humora, City of La Mesa Roberto Yano, City of Chula Vista Scott Tulloch (Atkins) Karyn Keese (Atkins)	

DRAFT WORK PRODUCT

ATTACHMENT B

Public Utilities Department

May 20, 2015

Fiscal Year 2016 Proposed Budget

Metro Sewer Fund Summary

Non-General Fund	FTE	FY 2015 Adopted Budget	FTE	FY 2016 Proposed Budget	FTE	Change from FY 2015 Adopted Budget
Metro Sewer Fund	463.30	$210,929,631	458.21	$215,528,302	(5.09)	$4,598,671
Revenue		$102,841,900		$89,818,922		($13,022,978)

2

Summary of Major Changes

FY 2016 Proposed Budget

Revenue

- *Decrease of $13.3 million in State Revolving Fund loan reimbursements*

Expense

- *Increase of $4.5 million in Energy and Utilities costs due primarily to SDG&E rate increases*
- *Increase of $2.5 million in State Revolving Loan repayments*
- *Increase of $2.4 million in ongoing maintenance and repairs*

- *Decrease of $2.9 million in one-time expenditures*
- *Decrease of $2.0 million in contracts to align with anticipated expenditures*
- *Decrease of $1.2 million due to reallocations*
- *Decrease of 5.09 FTE's (net) associated with the reallocations*

4

Summary of Major Changes

May Revision to the Proposed Budget

Expense

- *Increase of $6.7 million related to Pure Water*
- *Increase of 3.99 FTE related to Drought, Pure Water, and water use Enforcement*

4

Fiscal Year 2016 CIP Budget
Metro Fund

Project		FY 2016 Proposed CIP
EAM ERP Implementation / S14000	$	431,361
MBC Odor Control Facility Upgrades / S00323		415,612
Metro Treatment Plants / ABO00001		4,500,000
PS2 Power Reliability & Surge Protection / S00312		9,140,000
PURE Water Program / ALA00001		3,452,565
Total	**$**	**17,939,538**

Project		FY 2016 May Revision CIP Change
NCWRP Sludge PS Upgrade / S00309	$	250,000
Metro Treatment Plants / ABO00001		(500,000)
Point Loma Grit Processing Improvements / S00315		1,000,000
	$	**750,000**
TOTAL METRO FUND CIP BUDGET	**$**	**18,689,538**

6

ATTACHMENT C

City of San Diego
Master Summary Reconciliation
Padre Dam/North City Mass Balance Corrections

Agency	True-ups FY 2012 (5)	True-ups FY 2011 (4)	Operating Reserve FY 2011	PD Sludge Corrections FY 2011	NC Adjustment FY 2011	True-ups FY 2010 (4)	Operating Reserve FY 2010	PD Sludge Corrections FY 2010	NC Adjustment FY 2010	True-ups FY 2009 (4)	PD Sludge Corrections FY 2009	NC Adjustment FY 2009	PD Sludge Corrections FY 2008	PD Sludge Corrections FY 2007	Grand Total Total
City of Chula Vista	($730,295)	($213,398)	$30,531	N/A	($227,228)	($376,257)	$61,933	$126,009	($222,986)	$474,713	$109,106	($62,217)	$102,100	$116,698	($811,291)
City of Coronado	($538,248)	($583,058)	$3,071	N/A	($19,093)	($679,675)	$7,402	$8,871	($19,415)	($275,582)	$8,895	($6,080)	$8,661	$11,504	($2,072,747)
City of Del Mar	($164,130)	($160,924)	$1,048	N/A	($7,858)	($85,933)	$2,270	$4,809	($7,980)	($36,646)	$4,438	($2,247)	$4,241	$4,889	($444,023)
East Otay Mesa (2)	($115,744)	($47,688)	$48	N/A	($191)	($19,194)	$0	$17	($266)	($1,132)	$2	($15)	$0	$0	($184,163)
City of El Cajon	($1,965,590)	($1,291,237)	$14,178	N/A	($92,368)	($1,030,467)	$33,676	$43,990	($89,797)	($404,988)	$39,679	($25,630)	$45,914	$48,441	($4,674,199)
City of Imperial Beach	($207,591)	($82,135)	$4,182	N/A	($28,827)	$147,297	$8,055	$15,850	($29,253)	$257,573	$14,051	($8,080)	$12,033	$13,277	$116,432
City of La Mesa	($538,535)	($293,511)	$9,339	N/A	($60,800)	($86,919)	$19,499	$29,835	($58,880)	$172,044	$26,698	($16,907)	$26,209	$28,484	($743,443)
Lakeside/Alpine	($202,718)	($128,786)	$5,985	N/A	($38,840)	($224,925)	$11,815	$18,394	($36,264)	$37,178	$16,657	($10,356)	$16,174	$17,959	($517,727)
City of Lemon Grove	($350,679)	($150,931)	$4,182	N/A	($27,497)	($15,715)	$7,964	$13,260	($26,699)	$73,470	$11,938	($7,419)	$10,786	$12,915	($444,425)
The City of National City	($516,792)	($202,820)	$8,207	N/A	($58,576)	($336,104)	$16,700	$31,253	($57,987)	($462,072)	$24,643	($14,827)	$24,962	$31,131	($1,512,282)
Otay Water District	($138,556)	($140,345)	$700	N/A	($11,698)	($30,009)	$1,013	$11,955	($11,963)	($187,279)	$8,621	($3,182)	$10,448	$11,307	($478,988)
Padre Dam Water District (3)	($1,251,578)	($869,925)	$4,658	N/A	($36,443)	($2,138,425)	$11,463	($1,249,374)	($35,859)	($1,526,464)	($1,080,393)	($10,272)	($1,023,808)	($1,167,525)	($10,373,945)
City of Poway	($448,309)	($231,718)	$6,071	N/A	($41,189)	$189,604	$12,724	$21,586	($39,974)	$536,352	$19,752	($11,839)	$17,216	$17,141	$47,417
Spring Valley	$298,847	$290,913	$13,792	N/A	($94,361)	$826,914	$22,751	$46,583	($86,072)	$1,010,481	$41,120	($23,582)	$29,962	$33,605	$2,410,954
Wintergardens	($61,330)	($35,088)	$1,794	N/A	($10,989)	$37,486	$3,269	$4,934	($10,501)	$94,654	$4,402	($2,987)	$3,950	$4,202	$33,797
City of San Diego	$6,931,248	$4,140,650	$ (107,789)	N/A	$755,959	$3,822,325	$ (220,533)	$872,025	$733,896	$237,693	$750,388	$205,644	$711,154	$815,970	$19,648,629

Notes

(1) FY 1998 - Inception of Strength-based billing
(2) No billable flow until FY 2009
(3) City notified November 2010 (FY 2011)
(4) FY 2009, 2010, 2011 End of Year Reconciliation Audited (True-Up)
(5) FY 2012 End of Year Reconciliation is Not Final Subject to change

ATTACHMENT D

SOUTH BAY WATER RECLAMATION PLANT (SBWRP)
PARTICIPATING AGENCY RECYCLED WATER CALCULATION - ALL YEARS

Fiscal Year	SALES		REVENUE			OPERATING EXPENSES			TOTALS	
	Retail (1)	Wholesale (2)	Recycled Water Sales (5)	CWA Incentives (6)	Total Revenue	Recycled Water Operations (3)	Recycled Water Program (4)	Total Expenses	Annual Net Revenue	Cum Net Revenue
2002	-	-	$ -	$ -	$ -	$ 6,396	$ -	$ 6,396	$ (6,396)	$ (6,396)
2003	-	-	$ -	$ -	$ -	$ 6,479	$ -	$ 6,479	$ (6,479)	$ (12,875)
2004	-	-	$ -	$ -	$ -	$ 7,360	$ -	$ 7,360	$ (7,360)	$ (20,235)
2005	-	-	$ -	$ -	$ -	$ 7,270	$ -	$ 7,270	$ (7,270)	$ (27,505)
2006	-	-	$ -	$ -	$ -	$ 1,733	$ -	$ 1,733	$ (1,733)	$ (29,238)
2007	451.20	653.10	$ 398,166	$ 81,823	$ 479,989	$ 1,938	$ 162,128	$ 164,066	$ 315,923	$ 286,685
2008	640.30	3,595.20	$ 1,508,031	$ 128,060	$ 1,636,091	$ 1,780	$ 151,531	$ 153,311	$ 1,482,779	$ 1,769,464
2009	653.10	3,657.80	$ 1,532,866	$ 130,620	$ 1,663,486	$ 1,404	$ 155,813	$ 157,217	$ 1,506,269	$ 3,275,733
2010	634.20	2,913.00	$ 1,262,239	$ 126,840	$ 1,389,079	$ 4,123	$ 156,418	$ 160,540	$ 1,228,539	$ 4,504,272
2011	603.80	2,968.40	$ 1,500,122	$ 120,740	$ 1,620,862	$ 1,452	$ 153,994	$ 155,446	$ 1,465,416	$ 5,969,688
2012	583.10	3,172.90	$ 1,763,457	$ 116,500	$ 1,879,957	$ 1,516	$ 134,774	$ 136,290	$ 1,743,667	$ 7,713,355
2013	69.30	3,249.75	$ 1,416,202	$ 13,860	$ 1,430,062	$ 2,504	$ 139,576	$ 142,080	$ 1,287,981	$ 9,001,337
2014	38.33	3,823.18	$ 1,677,553	$ 7,666	$ 1,685,219	$ 2,982	$ 142,449	$ 145,431	$ 1,539,788	$ 10,541,125
Totals	**3,673.33**	**24,033.33**	**$ 11,058,635**	**$ 726,109**	**$ 11,784,744**	**$ 46,937**	**$ 1,196,683**	**$ 1,243,620**		

Notes:

(1) Sales in Acre Feet (AF); Large retail customers include IBWC and Caltrans

(2) Sales in Acre Feet (AF); Wholesale customer is Otay Water District

(3) SB Recycled Water Operations expenses for CWA are based on percentage of total reclaimed water pipeline. PA's expense allocation is further reduced to included only distribution system miles (1.5)

(4) Recycled Water Program (LRP) expenses are allocated 10% SBWRP based on historical allocation

(5) Based on actual revenues, unadjusted for 85% of potable water rates as reported to CWA

(6) $200 per retail AF sold incentive via CWA received as credit on water invoices. In FY07 incentive was $147 AF

(7) Allocation based on PAs total flow share of the Metro System

Fiscal Year	Allocation	Amount
2002 - 2009	34.53%	$ 1,130,987
2010	34.00%	$ 417,702
2011	34.38%	$ 503,748
2012	34.30%	$ 598,091
2013	33.75%	$ 434,723
2014	33.71%	$ 519,022
2010 - 2014	Interest	$ 46,241
	Amount due to PA's	**$ 3,650,514**

Recycled Water Revenue Allocation
Based on PA Share of Metro System
Fiscal Years 2002-2014

AGENCY	Fiscal Year 2009			Fiscal Year 2010			Fiscal Year 2011			Fiscal Year 2012		
	Allocation	Revenue	Interest	Allocation	Revenue	Interest	Allocation	Revenue	Interest	Allocation	Revenue	Interest
CHULA VISTA	9.983%	$ 327,015	$ 2,151	9.820%	$ 120,640	$ 2,224	9.737%	$ 142,685	$ 2,235	9.903%	$ 172,671	$ 2,401
CORONADO	1.124%	$ 36,823	$ 242	1.010%	$ 12,414	$ 229	0.980%	$ 14,354	$ 225	1.038%	$ 18,092	$ 252
DEL MAR	0.342%	$ 11,187	$ 74	0.343%	$ 4,215	$ 78	0.334%	$ 4,899	$ 77	0.352%	$ 6,145	$ 85
EAST OTAY MESA	0.005%	$ 159	$ 1	0.023%	$ 277	$ 5	0.015%	$ 227	$ 4	0.016%	$ 278	$ 4
EL CAJON	4.618%	$ 151,278	$ 995	4.497%	$ 55,245	$ 1,019	4.522%	$ 66,260	$ 1,038	4.437%	$ 77,361	$ 1,075
IMPERIAL BEACH	1.356%	$ 44,403	$ 292	1.377%	$ 16,920	$ 312	1.334%	$ 19,546	$ 306	1.325%	$ 23,099	$ 321
LA MESA	3.038%	$ 99,532	$ 655	2.920%	$ 35,867	$ 661	2.979%	$ 43,648	$ 684	2.762%	$ 48,160	$ 670
LAKESIDE/ALPINE	1.851%	$ 60,621	$ 399	1.805%	$ 22,172	$ 409	1.909%	$ 27,971	$ 438	2.031%	$ 35,407	$ 492
LEMON GROVE	1.289%	$ 42,235	$ 278	1.307%	$ 16,060	$ 296	1.334%	$ 19,546	$ 306	1.309%	$ 22,828	$ 317
NATIONAL CITY	2.471%	$ 80,940	$ 532	2.640%	$ 32,436	$ 598	2.617%	$ 38,356	$ 601	2.541%	$ 44,298	$ 616
OTAY	0.344%	$ 11,284	$ 74	0.229%	$ 2,813	$ 52	0.223%	$ 3,273	$ 51	0.355%	$ 6,198	$ 86
PADRE DAM	1.508%	$ 49,396	$ 325	1.473%	$ 18,093	$ 334	1.485%	$ 21,768	$ 341	1.247%	$ 21,738	$ 302
POWAY	2.073%	$ 67,894	$ 447	1.916%	$ 23,544	$ 434	1.936%	$ 28,372	$ 444	1.868%	$ 32,565	$ 453
SPRING VALLEY	3.967%	$ 129,949	$ 855	4.082%	$ 50,144	$ 925	4.399%	$ 64,458	$ 1,010	4.545%	$ 79,243	$ 1,102
WINTERGARDENS	0.558%	$ 18,272	$ 120	0.559%	$ 6,863	$ 127	0.572%	$ 8,386	$ 131	0.574%	$ 10,009	$ 139
TOTAL PARTICIPATING AGENCIES	**34.526%**	**$ 1,130,987**	**$ 7,440**	**34.000%**	**$ 417,702**	**$ 7,702**	**34.376%**	**$ 503,748**	**$ 7,891**	**34.301%**	**$ 598,091**	**$ 8,315**

AGENCY	Fiscal Year 2013			Fiscal Year 2014			TOTAL
	Allocation	Revenue	Interest	Allocation	Revenue	Interest	
CHULA VISTA	9.886%	$ 127,324	$ 2,277	10.168%	$ 156,573	$ 2,148	$ 1,060,346
CORONADO	1.012%	$ 13,037	$ 233	1.019%	$ 15,685	$ 215	$ 111,800
DEL MAR	0.346%	$ 4,460	$ 80	0.353%	$ 5,440	$ 75	$ 36,813
EAST OTAY MESA	0.020%	$ 256	$ 5	0.033%	$ 507	$ 7	$ 1,728
EL CAJON	4.470%	$ 57,577	$ 1,030	4.793%	$ 73,808	$ 1,012	$ 487,699
IMPERIAL BEACH	1.358%	$ 17,496	$ 313	1.421%	$ 21,886	$ 300	$ 145,194
LA MESA	2.843%	$ 36,619	$ 655	2.995%	$ 46,118	$ 633	$ 313,901
LAKESIDE/ALPINE	1.996%	$ 25,705	$ 460	1.773%	$ 27,296	$ 374	$ 201,744
LEMON GROVE	1.287%	$ 16,574	$ 296	1.341%	$ 20,650	$ 283	$ 139,670
NATIONAL CITY	2.461%	$ 31,700	$ 567	2.566%	$ 39,507	$ 542	$ 270,692
OTAY	0.099%	$ 1,280	$ 23	0.059%	$ 907	$ 12	$ 26,053
PADRE DAM	1.332%	$ 17,159	$ 307	1.676%	$ 25,801	$ 354	$ 155,918
POWAY	1.797%	$ 23,149	$ 414	1.796%	$ 27,652	$ 379	$ 205,746
SPRING VALLEY	4.264%	$ 54,918	$ 982	3.110%	$ 47,892	$ 657	$ 432,134
WINTERGARDENS	0.580%	$ 7,467	$ 134	0.604%	$ 9,302	$ 128	$ 61,078
TOTAL PARTICIPATING AGENCIES	**33.752%**	**$ 434,723**	**$ 7,773**	**33.707%**	**$ 519,022**	**$ 7,120**	**$ 3,650,516**

ATTACHMENT E

THE CITY OF SAN DIEGO

MEMORANDUM

DATE: May 20, 2015

TO: Metro Technical Advisory Committee (Metro TAC)

FROM: Rania Amen, Deputy Director, Public Utilities Department

SUBJECT: FY2015 Capital Improvement Projects (CIP) – 2nd and 3rd Quarters

---

The Public Utilities Department hereby submits the FY2015 CIP updates for the period of October 1, 2014 to March 31, 2015.

This quarterly report includes project highlights, forecast versus actual expenditures report, and project change orders.

CIP PROJECT HIGHLIGHTS

Point Loma Wastewater Treatment Plant
Grit Processing Improvements Project



New Grit Processing Facility 75% Complete.

The Grit Processing Improvements Project (GIP) at the Point Loma Wastewater Treatment Plant (PLWWTP) consists of reconstruction of the south grit tanks and its adjacent pump gallery, replacement of the existing grit processing headworks building (1962) with an odor controlled, drive through facility and new grit processing equipment.

This project will increase grit removal efficiency. Adequacy of the grit removal is a major concern because of the wear and tear the grit material causes on the downstream equipment and the decrease in treatment capacity and efficiency. The material also affects the operations, maintenance and performance at the Metro Biosolids Center.

Construction began in March 2011. Budget and schedule were impacted due to unforeseen conditions, construction challenges and increase in construction scope. The construction completion was extended to September 2015. The total cost of this project is approximately $35.6 million.

Pump Station 2 Power Reliability & Surge Protection Project



Elevation Plan

Pump Station 2 (PS2) is the largest Metro sewer pump station that receives wastewater flows from both the North Metro Interceptor which serves the northern San Diego region and the South Metro Interceptor which serves the southern communities of San Diego. This station pumps sewage to the Point Loma Wastewater Treatment Plant. Thus the power reliability of PS2 is of utmost importance to the operation and reliability of the overall wastewater system.

The project scope consists of the construction of new buildings to house 4 generators and a diesel fuel tank. This project will improve the power reliability of this station and will meet the Environmental Protection Agency (EPA) guidelines to provide 100% of the power requirements for the station from two separate and independent sources of electric power to prevent any power supply interruption to this station. The independent plant-based electrical generators will provide force main surge protection during the station's operation and in the event of a total power failure.

The original scope was modified to increase the size of the diesel generators and development of a generator probability analysis to calculate the probability of electrical failure and the associated impact to the pump station. Additional scope also includes modifications to the 2nd floor of the switchgear building to provide new office space that meets the requirements of the Americans with Disabilities Act (ADA), refurbishment of sewage heat exchangers to provide cooling of the new generators, a three dimensional (3D) analytical model of the proposed ventilation system of the new generator building, relocation of existing fiber optic and conduits that are conflicting with the new generator building, modifications to the existing engine room to house variable frequency drives, modifications to the existing medium voltage switchgear for high resistance grounding to minimize arc flash, and replacement of the existing landscaping with drought tolerant landscaping.

The schedule and cost estimate were adjusted to account for the additional work. Design is scheduled to be completed in the spring of 2015. Construction will start in summer of 2015 and is scheduled to be completed in spring of 2019. The estimated total project cost is $43 million.

FORCAST VERSUS ACTUAL EXPENDITURES UPDATES

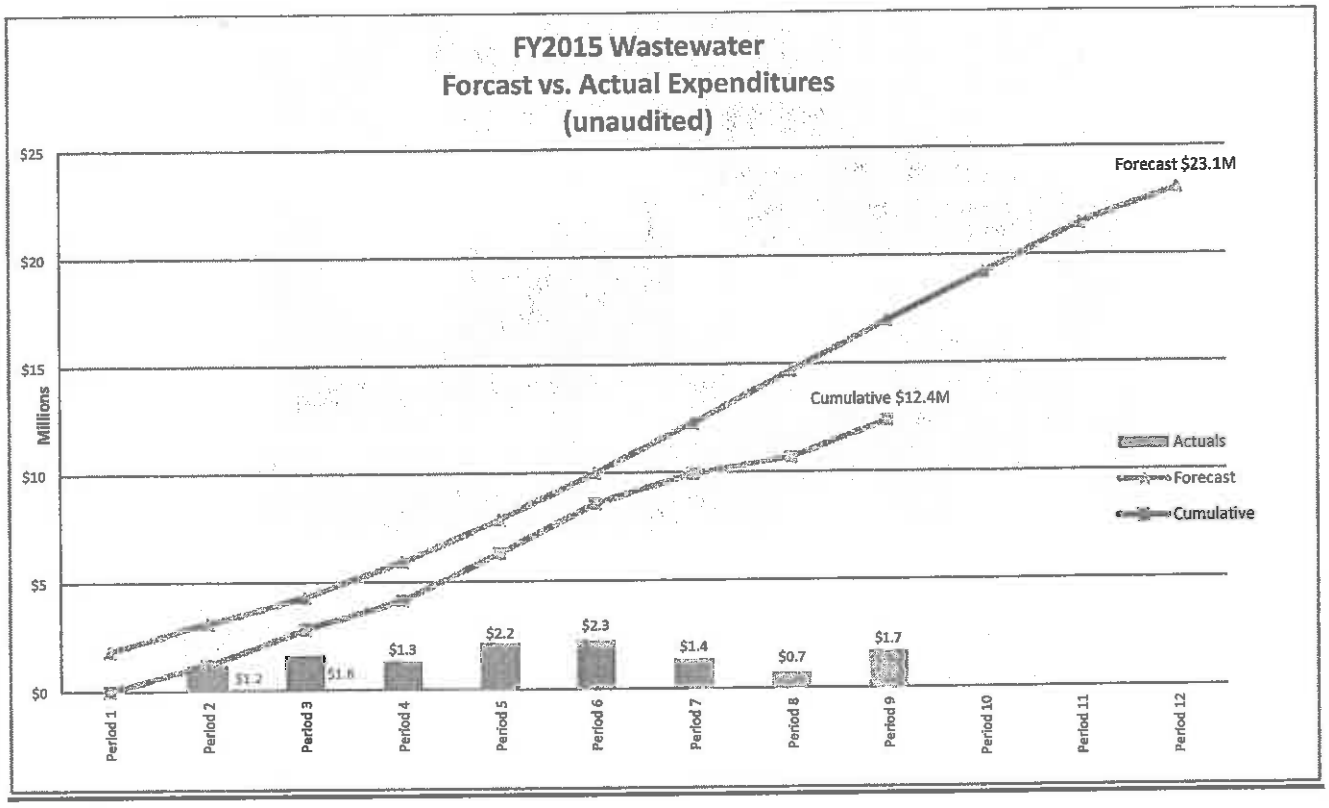

ATTACHMENT 3

JCI Jones Chemical Inc. Contract

METRO JPA/TAC
Staff Report

Subject Title: Authorization to execute a contract with JCI Jones Chemical Inc., to provide sodium hypochlorite for Wastewater Facilities in the Public Utilities Department.

Requested Action: Sodium Hypochlorite (bleach) is a chemical used to disinfect wastewater and treat odors generated during the various wastewater treatment processes. The use of this chemical is required by the Regional Water Quality Control Board for disinfection of treated wastewater and by the Air Pollution Control District to treat odors at our wastewater facilities.

The Public Utilities Wastewater Treatment and Disposal Division (WWTD) completed a scientific evaluation in July 2014 of the effective use of the bleach on the treated wastewater (effluent) at the Point Loma Wastewater Treatment Plant and determined that a reduction in the volume of chemical used is appropriate at this time. More than 5 years of ocean monitoring data showed that effective disinfection of the effluent was achieved at lower concentrations. These lower concentrations of bleach in the effluent would continue to provide effective protection of human health, and would be a further benefit to the marine environment along with an estimated cost savings of $6,500,000 annually.

WWTD also looked into the opportunity to use a higher concentrated bleach product (16% concentration) for the Point Loma Wastewater Treatment Plant which would provide savings in transportation costs due to fewer deliveries. The facility will transition to the higher concentration as the storage tanks and associated equipment are certified to handle the higher concentrated chemical.

With the reduction in the chemical volume needed, WWTD pursued the consolidation of the two existing bleach contracts (JCI Jones Chemicals Inc.(JCI Jones) and Olin Chlor Alkali Products (Olin) each serving different WWTD facilities) to achieve the best pricing. With the limited number of companies able to provide this industrial chemical, at the purity standards required and in the volume needed, only these same two companies participated in the bid process.

This action is to execute a contract with JCI Jones to furnish the City of San Diego, Public Utilities Department with sodium hypochlorite for one (1) year and with options to renew four (4) additional one-year periods for a not to exceed amount of $17,900,924. JCI Jones had the lowest cost of the two (2) responsive and responsible bidders with $0.59 per gallon for the bleach with a 12.5% concentration and $0.67 per gallon for bleach with a 16% concentration. With the consolidation of the contracts through this bidding process, a 3% and 19% reduction in the 12.5 % concentration price per gallon was achieved.

JCI Jones has been a very responsible and responsive company for over 5 years serving the Metro Biosolids Center, and North City and South Bay Water Reclamation Plants. The company was flexible and accommodated our varying delivery needs. WWTD has full confidence that JCI Jones will continue to be a reliable vendor now providing bleach to all the WWTD facilities.

The Council, by Resolution R-305840, adopted May 27, 2010, approved a phase-funded contract with Olin Corporation dba Olin Chlor Alkali Products (Olin) with a contract duration of one year, with four additional one year options for the provision of sodium hypochlorite at the Point Loma Wastewater Treatment Plant for the purpose of wastewater disinfection and odor control for an amount not to exceed $3,905,000. R-

305840 required the City's Public Utilities Department (Department) to obtain Council authorization prior to exercising an option to extend the contract for each additional one year period and to authorize an increase in the per unit cost not to exceed 20%. Due to an administrative oversight, option years two through four did not receive Council approval prior to extension of the contract and increase in unit price. With this understanding, WWTD is respectfully requesting retroactive approval for the expended amount of $10,392,224 on the past Olin contract, Resolution (R-305840) for the second through fourth option years.

At the time when these contracts were promulgated in approximately 2010, the procurement strategy was to split the bleach commodity in to two separate contracts to meet the needs of WWTD. The administrative oversight in continuing to use the Olin contract past the first option year is attributed to a turnover in staff, along with the complication of the commodity being split into two contracts and the respective Council resolutions applied different contract renewal terms. As time passed, staff executed both the Olin and JCI Jones contracts as if the renewal terms were identical with each contract being authorized for the full five years.

Upon the determination in 2014 that the Olin Contract did not have City Council approval past the first contract option year, the use of that contract was halted, an intermediate cooperative contract was created, and all of the chemical needs were bundled into one scope of work for a bidding process. This action is the outcome of that bidding process.

WWTD is presently utilizing a cooperative agreement that was executed on October 28, 2014 with Olin. This agreement provides a 3% reduction in the unit pricing ($0.59 per gallon for 12% bleach) from the previous Olin contract (R-305840). We will continue to use this cooperative agreement until August 31, 2015 while we seek Council approval for the new JCI Jones contract for FY2016 – FY2020.

Recommendations: Approve the resolutions.

Metro TAC:	Submitted for consideration on June 17, 2015.
IROC:	
Prior Actions: (Committee/Commission, Date, Result)	Submitted for consideration by the Environmental Committee on July 15, 2015; tentatively scheduled for consideration by the full Council on August 3, 2015.

Fiscal Impact:

Is this projected budgeted?	Yes _X_ No ___
Cost breakdown between Metro & Muni:	$17,900,924 over five fiscal years (FY 2016, FY 2017, FY 2018, FY 2019 and FY 2020). Metro = $17,645,863; Muni = $255,061

Financial impact of this issue on the Metro JPA:	$6,176,051 over five fiscal years (FY 2016, FY 2017, FY 2018, FY 2019 and FY 2020).

Fiscal Impact: <u>JCI Jones Chemical Inc. Contract FY2016 – FY 2020</u>

Estimated Fiscal impact for JPA at 35%:

Fiscal Year	METRO (65%)	JPA Portion (35%)	TOTAL METRO	MUNI (0%)	WATER (0%)	TOTAL REQUEST
FY 2016	$ 2,075,803	$ 1,117,740	$ 3,193,543	$ 46,161	$ 0.00	$ 3,239,704
FY 2017	$ 2,075,803	$ 1,117,740	$ 3,193,543	$ 46,161	$ 0.00	$ 3,239,704
FY 2018	$ 2,210,938	$ 1,190,504	$ 3,401,443	$ 49,166	$ 0.00	$ 3,450,609
FY 2019	$ 2,432,032	$ 1,309,556	$ 3,741,587	$ 54,082	$ 0.00	$ 3,795,670
FY 2020	$ 2,675,235	$ 1,440,511	$ 4,115,746	$ 59,491	$ 0.00	$ 4,175,237
TOTAL	**$ 11,469,812**	**$ 6,176,051**	**$17,645,863**	**$ 255,061**	**$ 0.00**	**$17,900,924**

*Rounding issues

<u>Disclosure of Expenditures Made FY2012 – FY 2015: Olin Chor Alkali Products (R-305840)</u>

Estimated Fiscal impact for JPA at 35%:

Fiscal Year	METRO (65%)	JPA Portion (35%)	TOTAL METRO	MUNI (0%)	WATER (0%)	TOTAL REQUEST
FY 2012	$ 555,599	$ 299,168	$ 854,767	$ 0.00	$ 0.00	$ 854,767
FY 2013	$ 2,388,396	$ 1,286,060	$ 3,674,456	$ 0.00	$ 0.00	$ 3,674,456
FY 2014	$ 3,080,204	$ 1,658,571	$ 4,738,775	$ 0.00	$ 0.00	$ 4,738,775
FY 2015 (end 10-27-14)	$ 730,747	$ 393,479	$ 1,124,226	$ 0.00	$ 0.00	$ 1,124,226
TOTAL	**$ 6,754,946**	**$ 3,637,278**	**$10,392,224**	**$ 0.00**	**$ 0.00**	**$10,392,224**

*Rounding issues

<u>Disclosure of Expenditures Made FY 2015 / FY 2016 (October 28, 2014 – August 31, 2015):</u>
<u>Olin Chor Alkali Products</u>
<u>Contract #4600002105 – Co Operative Agreement with the Orange County Sanitation District</u>
Estimated Fiscal impact for JPA at 35%:

Fiscal Year	METRO (65%)	JPA Portion (35%)	TOTAL METRO	MUNI (0%)	WATER (0%)	TOTAL REQUEST
FY 2015	$ 901,019	$ 485,164	$ 1,416,183	$ 30,000	$ 0.00	$1,416,183
FY 2016	$ 137,183	$ 73,868	$ 241,051	$ 30,000	$ 0.00	$ 241,051
TOTAL	**$1,038,202**	**$ 559,032**	**$ 1,657,234**	**$ 60,000**	**$ 0.00**	**$1,657,234**

Capital Improvement Program: N/A
New Project? Yes ___ No ___
Existing Project? Yes ___ No ___ upgrade/addition ___ change ___
Comments/Analysis:
Previous TAC/JPA Action:
Additional/Future Action: Pending Metro Joint Power Authority (JPA), Metro TAC on approval on June 17, 2015 and Metro Commission on July 2, 2015.
City Council Action: To be considered by the Environmental Committee on July 15, 2015; tentatively scheduled for consideration by the full Council in August 3, 2015.

ATTACHMENT 4

Hawthorne Power Systems Contract

METRO JPA/TAC
Staff Report

Subject Title: Authorization to execute a contract with Hawthorne Power Systems to provide technical services and parts for Caterpillar engine generators and switch gears for Wastewater Facilities in the Public Utilities Department.

Requested Action: The Wastewater Treatment and Disposal Division (WWTD) of the Public Utilities Department (PUD) requests approval to award a contract to Hawthorne Power Systems (Hawthorne). The proposed contract provides technical services and parts for Caterpillar engine generators and electrical switch gears.

PUD currently owns and operates fourteen (14) Caterpillar large engine generators along with eight (8) smaller emergency backup power generator units and the associated electrical switchgears that are located at thirteen (13) PUD facilities. The fourteen (14) engine generators have varying purposes which include creating electricity that is used to power facilities, operate large pumps to transport wastewater for treatment, or provide adequate backup power to support large facility operations. The proper operation and reliability of these large engine generators is key to achieving approximately $19,110 of electrical savings per day as well as receiving $1,500,000 in revenue, during fiscal year 2014, for excess power sold to the local utility.

Two of these large engines have a critical task of each operating a large pump at our main wastewater pump station on Harbor Drive. These two engines operate on natural gas which provides significant electrical savings each day as well as protect the pump station during a power outage from wastewater surging back through the station and releasing to the environment.

The eight (8) smaller emergency backup power generator units provide power during a power outage to critical areas of a facility to ensure preservation of operational activities until utility power resumes. An example of their importance was demonstrated during a 2011 commercial power outage that lasted for 11 hours. In 2011, PUD had a few pump stations that had not yet been outfitted with backup generators for operational power. At the end of the power outage, more than 2 million gallons of sewage was released into the ocean and more than 10 miles of San Diego County shoreline was closed. The California Regional Water Quality Control Board Region San Diego (RWQCB) required PUD to pay more than $17 million in fines and penalty offsets, which included purchasing generators for those pump stations which are now covered in this new contract.

An Invitation to Bid (ITB), No. 10054458-15-E for Technical Services and Parts for Caterpillar Engine Generators and Switchgears, was issued by Purchasing & Contracting Department on March 18, 2015. Five companies downloaded the bid from the City's third party provider, who is responsible for announcing and distributing all City solicitations. Hawthorne was the only company that submitted a bid in response to the ITB.

Hawthorne has been a responsible and responsive company providing reliable service to WWTD for more than five years. The company was accommodating with our varying requirements to meet the needs of the facilities. WWTD has full confidence that Hawthorne will continue to be a reliable vendor providing parts and service as needed.

Recommendations: Approve the resolutions.

Metro TAC:	Submitted for consideration on May 20, 2015.
IROC:	
Prior Actions: (Committee/Commission, Date, Result)	Submitted for consideration by the Environmental Committee on June 17, 2015; tentatively scheduled for consideration by the full Council on July 13, 2015.

Fiscal Impact:

Is this projected budgeted? Yes _X_ No ___	
Cost breakdown between Metro & Muni:	$8,417,647 over five fiscal years (FY 2016, FY 2017, FY 2018, FY 2019 and FY 2020). Metro = $8,175,647; Muni = $231,750; Water = $10,250
Financial impact of this issue on the Metro JPA:	$2,861,475 over five fiscal years (FY 2016, FY 2017, FY 2018, FY 2019 and FY 2020).

Fiscal Impact: <u>Hawthorne Contract FY2016 – FY 2020</u>

Estimated Fiscal impact for JPA at 35%:

Fiscal Year	METRO (65%)	JPA Portion (35%)	TOTAL METRO	MUNI (0%)	WATER (0%)	Total Request
FY 2016	$1,091,832	$ 587,909	$ 1,679,741	$ 46,350	$ 2,050	$1,728,141
FY 2017	$1,001,333	$ 539,179	$ 1,540,512	$ 46,350	$ 2,050	$1,588,912
FY 2018	$1,066,888	$ 574,478	$ 1,641,366	$ 46,350	$ 2,050	$1,689,766
FY 2019	$1,044,282	$ 562,305	$ 1,606,587	$ 46,350	$ 2,050	$1,654,987
FY 2020	$1,109,837	$ 597,604	$ 1,707,441	$ 46,350	$ 2,050	$1,755,841
TOTAL	**$5,314,172**	**$ 2,861,475**	**$8,175,647**	**$ 231,750**	**$10,250**	**$8,417,647**

*Rounding issues

Capital Improvement Program: N/A

New Project? Yes ___ No ___

Existing Project? Yes ___ No ___ upgrade/addition ___ change ___

Comments/Analysis:

Previous TAC/JPA Action:

Additional/Future Action: Pending Metro Joint Power Authority (JPA), Metro TAC on approval on May 20, 2015 and Metro Commission on June 4, 2015.

City Council Action: To be considered by the Environmental Committee on June 17, 2015; tentatively scheduled for consideration by the full Council in July 13, 2015.

ATTACHMENT 8

MetroTAC Work Plan

MetroTAC
2014/15 Work Plan
June 2015 (Revised Per Metro TAC)

MetroTAC Items	Description	Subcommittee Member(s)
JPA Website Update	5/13: The Metro TAC would like to update the current website as it is outdated. A review of the current website and its limitations will be on the Metro TAC agenda in the next couple months. 9/13: Greg & Karyn have been working with Vision Internet to finalize a scope of work and contract. These will go to the JPA for approval at their October meeting. 1/14: The contract has been negotiated and approved and Vision has started on the framework for the website. 3/15: New website has launched.	Greg Humora Karyn Keese Lori Peoples
Ebola Protocol for Protection of Wastewater Staff	11/14: Members of Metro TAC discussed their concerns over protecting their wastewater crews from exposure to viruses such as Ebola. A recent panel of AWWA experts came to a conclusion that there are no current guidelines available from the CDC. Ann Sasaki stated that she will find if San Diego has a protocol on this and report back. It was suggested that ADS might have a protocol and should be contacted. SCAP has not released anything as well. 12/14: Tom Howard reported that the CDC has provided guidelines and will provide a copy of it to be included in the December minutes. 3/15: continued guidelines are being released.	Mike Obermiller Tom Howard
SDG&E Rate Plan	SDG&E has submitted a Rate Plan that would not only change some rate structures but will also shorten the off peak hours for users such as utilities. BBK will continue to monitor and update Metro TAC and Commission/JPA members on protest measures.	Paula de Sousa
PUD Industrial Waste Program Update	9/13: A performance audit was performed on the PUD's IWCP. The audit produced two findings and made 8 recommendations. PUD has hired Brown & Caldwell to perform a fee study and assist implementation of an updated program. A subcommittee of the Metro TAC was formed to work with PUD staff and the consultant.	Roberto Yano Ed Walton
Management of Non-Dispersibles in Wastewater	9/13: Eric Minicilli handed out a position paper prepared by the NEWEA. *6/15 Chairman Humora provided attached from SCAP.*	Eric Minicilli
2013/14 Transportation Rate Update	5/13: PUD staff is proposing slightly revising the methodology and increasing the transportation rate. Subcommittee met with PUD staff on 6/12/13 to review calculations. 9/13: PUD staff is having the rate methodology reviewed by engineering staff. They should be meeting with Metro TAC subcommittee within the next month. 5/14: PUD staff has met with subcommittee and will be presenting the current proposal at May Metro TAC. 5/14: Metro TAC approved 2014 transportation rate w/caveat that PUD staff hires a consultant to review/revise methodology for 2015.	Al Lau Dan Brogadir Karyn Keese

MetroTAC Items	Description	Subcommittee Member(s)
PLWTP Permit Ad Hoc TAC	6/13: Ad Hoc created by JPA at their special June workshop. Goal: Create regional water reuse plan so that both a new, local, diversified water supply is created and maximum offload at Point Loma is achieved to support federal legislation for permanent acceptance of Point Loma as a smaller advanced primary plant. Minimize ultimate Point Loma treatment costs and most effectively spend ratepayer dollars due to successful coordination between water and wastewater agencies. Ad Hoc has been meeting all month and has developed a Concept Paper. Ad Hoc will be giving presentations to PAs City Councils/Board of Directors during July 2013. 9/13: Greg Humora, Leah Browder, and Scott Tulloch have given presentations to most of the governing bodies of the PAs in addition to meeting with environmental groups, San Diego staff and City Council members. A position paper, as well as a presentation, has been prepared. A resolution of support has been adopted by the governing bodies of the PAs. 1/14: The AdHoc outreach group continues to meet with stakeholders and City staff in development of the Program. *Milestones are included in each month agenda packet*	Greg Humora Leah Browder Mark Watton Scott Tulloch Rick Hopkins Jim Smyth Karyn Keese
IRWMP	Bob Kennedy attended the Regional Advisory Committee (RAC) meeting of April 3, 2013. Minutes from this meeting are attached. 6/5/13: Bob Kennedy attended Meeting #43. Minutes are attached to this work plan. The Final 2013 San Diego IRWM Plan has been completed and is available to download at http://sdirwmp.org/2013-irwm-plan-update. 1/14: Bob Kennedy continues to attend RAC meetings and reports back to Metro TAC. 5/14: Bob Kennedy presented minutes from meeting #49 & #50 to Metro TAC *9/14*: Meeting No, 52 minutes included in October 2014 Metro TAC agenda.12/14: Meeting No. 53 minutes included in December Metro TAC agenda.	Bob Kennedy Greg Humora
Fiscal Items	The Finance committee will continue to monitor and report on the financial issues affecting the Metro System and the charges to the PAs. The debt finance and reserve coverage issues have been resolved. Refunds totaling $12.3 million were sent to most of the PA's.10/26/11: 2010 will be the first year where the PAs will be credited with interest on the debt service reserve and operational fund balances. Interest will be applied as an income credit to Exhibit E when that audit is complete.	Greg Humora Karen Jassoy Karyn Keese
Recycled Water Revenue Issue	Per our Regional wastewater Agreement revenues from SBWTP are to be shared with PA's. 4/11: City has agreed to pay out revenue to Wastewater Section and PA's credit will be on the Exhibit E adjustments at year end Open issues: Capacity reservation lease payments and North City Optimized System Debt service status. 12/11: Letter sent to San Diego regarding outstanding recycled water revenue issues. 1/14: Karyn Keese continues to meet with City staff to determine the basis of the water department's administrative charges.4/13: Need Metro TAC member for subcommittee *6/15: Recycled revenues from South Bay to be dispersed to PAs by end of Fiscal Year 2015.*	Karyn Keese
Water Reduction - Impacts on Sewer Rates	The MetroTAC wants to evaluate the possible impact to sewer rates and options as water use goes down and consequently the sewer flows go down, reducing sewer revenues. Sewer strengths are also increasing because of less water to dilute the waste. We are currently monitoring the effects of this. 2/2011:wastewater revenues are declining due to conservation and flow reductions and agencies are re-prioritizing projects to be able to cover annual operations costs	Eric Minicilli Bob Kennedy Karyn Keese

MetroTAC Items	Description	Subcommittee Member(s)
"No Drugs Down the Drain"	The state has initiated a program to reduce pharmaceuticals entering the wastewater flows. There have been a number of collection events within the region. The MetroTAC, working in association with the Southern California Alliance of Publicly-owned Treatment Works (SCAP), will continue to monitor proposed legislation and develop educational tools to be used to further reduce the amount of drugs disposed of into the sanitary sewer system. 8/2010: County Sheriff and Chula Vista have set up locations for people to drop off unwanted medications and drugs.4/11: Local law enforcement has taken a proactive role and is sponsoring drug take back events. 3/11: TAC to prepare a position for the board to adopt; look for a regional solution; watch requirements to test/control drugs in wastewater. 10/26/11: A prescription drug take back day is scheduled for 10/29/11. Go to www.dea.gov to find your nearest location.4/12: East County to host a prescription drug take back 4/28/12. 4/27/13 is scheduled to be a county wide take back day. Locations can be found on the DEA website. 5/14: There was a county-wide drug take-back program on 4/26/14. All sheriffs' offices in San Diego County now take-back drugs on a daily basis. 9/14: Measures are being taken through the Attorney General's office to require Drug Stores to take back unused drugs on a national level.	Greg Humora
Strength Based Billing Evaluation	3/20/13: Brown and Caldwell presented their draft results to Metro TAC. This has been added as a standing item to the Metro TAC agenda for discussions on the recommendations. 9/13: This item is complete. 1/14: City staff provided Metro TAC with draft adjustments back to 2004 based on B&C's review of the North City Plants flows. 2/14: The City provided the Finance Committee with draft adjustments back to 1998.	Karyn Keese
Grease Recycling	To reduce fats, oils, and grease (FOG) in the sewer systems, more and more restaurants are being required to collect and dispose of cooking grease. Companies exist that will collect the grease and turn it into energy. MetroTAC is exploring if a regional facility offers cost savings for the PAs. The PAs are also sharing information amongst each other for use in our individual programs. 3/11: get update on local progress and status of grease rendering plant near Coronado bridge	Eric Minicilli
Padre Dam Mass Balance Correction	11/11: Padre Dam has been overcharged for their sewage strengths since 1998. Staff from City of San Diego presented a draft spreadsheet entitled Master Summary Reconciliations Padre Dam Mass Balance Corrections Calculation. Rita Bell and Karyn Keese were elected to review the documentation and report back to Metro TAC. 2/12: Audit complete. Item added as Standing to Metro TAC agenda.4/12: This issue is scheduled as a standing item and discussed at each Metro TAC meeting until it is resolved. Currently Metro TAC is focusing on the statue of limitations. 2/13: The PAs have received a joint letter from Padre Dam/City of San Diego. The PA's attorneys group continues to meet on this issue. 3/13: The attorney's group has requested an extension to 4/23/13 to respond to San Diego's letter. 5/13: The attorney's group has submitted a letter to Padre Dam and San Diego. 1/14: City of San Diego has submitted an offer to the attorney's group. The attorney's group met in January to discuss. 2/14: Edgar Patino has prepared a spreadsheet of all open financial issues. Karyn Keese is currently reviewing it. The spreadsheet has been given to the attorney's group. 5/14: Metro TAC will meet with the PA attorney group at the May meeting. 9/14: PA Attorney group has submitted a letter to San Diego and Padre Dam outlining a proposed settlement. 3/15: Numbers have been agreed upon but are unaudited. Attorney's are working on the Protocol.*6/15: Final reconciliation has been approved and checks/bills will be sent by the end of 2015 fiscal year.*	Rita Bell Karyn Keese

MetroTAC Items	Description	Subcommittee Member(s)
Waiver and Recycled Water Study Implementation	11/12: Metro TAC requested a timeline from City staff including milestones for the waiver process. The waiver is due no later than 7/30/15. However, the application needs to be submitted six months prior to the July date (2/1/15). Preparation of the waiver will begin in the early part of FYE 2014. 2/13: City staff has met to start coordination of the waiver process. Staff in attendance included Roger Bailey, Marsi Steirer, Guann Hwang, Steve Meyers, and Allan Langworthy. 5/13: Scott Tulloch has briefed Metro TAC and the Metro Commission/JPA on the waiver's history and secondary equivalency. A JPA workshop to be held in June to further discuss. Scott Tulloch is preparing a briefing paper for the Commission's use.6/13: JPA workshop held and PLWTP Steering Committee and Ad Hoc TAC were appointed.	Greg Humora Leah Browder Scott Tulloch Karyn Keese
City of San Diego Recycled Water Pricing Study	San Diego is working on a rate study for pricing recycled water from the South Bay plant and the North City plant. Metro TAC, in addition to individual PAs, has been engaged in this process and has provided comments on drafts San Diego has produced. We are currently waiting for San Diego to promulgate a new draft which addresses the changes we have requested. 10/26/11: draft study still not issued. 5/13: Recycled Water Study to be on July 2013 Metro TAC agenda per PUD staff.6/24/13: Recycled Water Pricing Study goes to IROC. 7/10/13: Recycled Water Study goes to NR&C 9/13: PUD has hired Black & Veatch to review the study	Karyn Keese Rita Bell
Pure Water Program Cost Allocation	A small working group was formed to discuss options to allocate PLWTP offset project costs among the water and wastewater rate payers; Concepts will be discussed at TAC and JPA Board in near future.7/12: Subcommittee to meet with PUD staff & consultants to review TM 8 and economic model.8/12: Subcommittee has meet with City staff and consultants. Economic model has been received. City will not pursue cost allocations until Demonstration Project is complete due to staffing constraints. 6/13: Ad Hoc TAC has started work on cost allocation concept. 5/14: Cost allocation workgroup will meet in May. 6/14: Cost allocation group has met twice.*7/14: Cost allocation group continues to meet on a every two week basis.*	Greg Humora Leah Browder Scott Tulloch Rick Hopkins Roberto Yano Kristen Crane Al Lau Bob Kennedy Karyn Keese
Board Members' Items		
Rate Case Items	1/12: San Diego is in the process of hiring a consultant to update their rate case. As part of that process, Metro TAC and the Finance Committee will be monitoring the City's proposals as they move forward. 6/12: San Diego hired Black & Veatch as their rate consultant. 2/13: Preliminary results were reported at the IROC Meeting of 2/19/13. Karyn Keese will be working with the IROC Finance Committee to review details. 3/13: Karyn Keese attended a joint workshop with IROC to review the draft revenue requirement for the Rate Case. 4/13: Next meeting with IROC on the rate case is 5/20/13. 5/13: Next special meeting with IROC is June 24, 2013. 6/13: San Diego is only moving forward with Water Rate Case due to needed rate increase. Wastewater does not appear to need a rate adjustment for two years.	Karyn Keese
Exhibit E	Metro TAC and the Finance Committee are active and will monitor this process. Individual items related to Schedule E will come directly to the Board as they develop. 2/13: 2010 and 2011 audits are ongoing. 3/13: The 2010 audit is complete and has been presented to Metro TAC & the Finance Committee. Will move forward to Commission at 6/13 meeting. 2011 field work is complete. 2012 sample selected.9/13: 2012 preliminary fieldwork is complete. Waiting for PUD's answers to questions. 5/14: Fieldwork for all audits is complete (including 2013). True-ups have not been completed since 2008 due to the Padre Dam and North City billing issues.	Karen Jassoy Karyn Keese

MetroTAC Items	Description	Subcommittee Member(s)
Future bonding	Metro TAC and the Finance Committee are active and will monitor this process. Individual items related to bonding efforts will come directly to the Board as they develop. 10/26/11: San Diego is issuing an RFP for a cost of service study to support a future bond issue potentially in mid-2013. Kristin Crane to sit on the selection panel. 2/1 3: San Diego's preliminary rate case does not show the issuance of additional debt until FY 2018.	Karen Jassoy Karyn Keese Kristen Crane
Changes in water legislation	Metro TAC and the Board should monitor and report on proposed and new legislation or changes in existing legislation that impact wastewater conveyance, treatment, and disposal, including recycled water issues	Paula de Sousa
Border Region	Impacts of sewer treatment and disposal along the international border should be monitored and reported to the Board. These issues would directly affect the South Bay plants on both sides of the border. 2/12: This Item does not have a champion. Should we remove?	*Who should take over?*
SDG&E Rate Case	5/14: BBK prepared a draft letter for all PAs to send regarding SDG&E's latest proposal to the PUC regarding the change in off-peak hours. BBK will continue to monitor.	Paula de Sousa
Metro JPA Strategic Plan	6/12: Chairman Ewin to establish a subcommittee to monitor the progress of strategic plan initiatives.	*Who should take over?*

Completed Items	Description	Subcommittee Member(s)
City of San Diego Revised Procurement Process	8/12: San Diego City Engineer James Nagelvoort reported on recent changes to San Diego's procurement process to move projects through more quickly. Technically any CIP projects under $30 million may no longer need to be reviewed by the Metro TAC or JPA prior to City Council approval. Chairman Humora requested San Diego prepare a summary of the recent changes and the decision points for consideration of the TAC at the September meeting. 10/4: Metro Commission requests further review by TAC to recommend an appropriate level for CIP's to be brought forth to the Commission. 11/12: MetroTAC recommended leaving the thresholds as they are today and therefore everything will go through TAC and then to the JPA for formal action. The policy will be placed on the JPA website. The Metro Commission approved the policy at their November 2012 meeting. San Diego's CIP will become a standing item on the Metro TAC agenda.	Metro TAC
State WDRs & WDR Communications Plan	The Waste Discharge Requirements (WDRs), a statewide requirement that became effective on May 2, 2006, requires all owners of a sewer collection system to prepare a Sewer System Management Plan (SSMP). Agencies' plans have been created. We will continue to work to meet state requirements, taking the opportunity to work together to create efficiencies in producing public outreach literature and implementing public programs. **Project complete: 5/10.** 2/12: State has proposed new WDR regulations. Metro TAC will not reopen but Dennis Davies will stay on top of the issue.	Dennis Davies

Completed Items	Description	Subcommittee Member(s)
Ocean Maps from Scripps	Schedule a presentation on the Sea Level Rise research by either Dr. Emily Young, San Diego Foundation, or Karen Goodrich, Tijuana River National Estuarine Research Reserve **Project complete: 5/10**	Board Member Item
Secondary Waiver	The City of San Diego received approval from the Coastal Commission and now the Waiver is being processed by the EPA. The new 5 year waiver to operate the Point Loma Wastewater Treatment Plant at advanced primary went into effect August 1, 2010. **Project complete 7/10**	Scott Huth
Lateral Issues	Sewer laterals are owned by the property owners they serve, yet laterals often allow infiltration and roots to the main lines causing maintenance issues. As this is a common problem among PAs, the MetroTAC will gather statistics from national studies and develop solutions. 4/11: There has been no change to the issue. We will continue to track this item through SCAP and report back when the issue is active again. **Efforts closed 3/11**	Tom Howard Joe Smith
Advanced Water Purification Demonstration Project	San Diego engaged CDM to design/build/operate the project for the water repurification pilot program. 2/8/11: Equipment arrived 3/2011; tours will be held when operational (June/July 2011 timeframe). 2/12: Tours are available. San Diego whitepaper on IPR distributed to Metro TAC members. **Closed 4/18/12**	Al Lau
SDG&E Rate Case	SDG&E has filed Phase 2 of its General Rate Case, which proposes a new "Network Use Charge" which would charge net-energy metered customers for feeding renewable energy into the grid as well as using energy from the grid. The proposal will have a significant impact on entities with existing solar facilities, in some cases, increases their electricity costs by over 400%. Ultimately, the Network Use Charge will mean that renewable energy projects will no longer be as cost effective. SDG&E's proposal will damage the growth of renewable energy in San Diego County. A coalition of public agencies has formed to protest this rate proposal.2/12: PUC has not accepted SDG&E's filing. Metro TAC move to close this item. Will continue to monitor this.8/19: Karyn to check with Paula regarding latest SDG&E issues.	Paula de Sousa
Metro JPA Strategic Plan	2/2011: committee to meet 2/28/11 to plan for retreat to be held on 5/5/11 Retreat held and wrap up presented to the Commission at their June Meeting. JPA strategic planning committee to meet to update JPA Strategic Plan and prepare action items. 1/12: Draft strategic plan reviewed by Board and referred to Metro TAC for input. MetroTAC has created a subcommittee to work on this project. 2/12: Metro TAC has completed their final review. Forwarded to Commission. 4/12: Adopted at April 2012 Metro JPA Meeting. Project complete.	Augie Caires Ernie Ewin

Completed Items	Description	Subcommittee Member(s)
Recycled Water Study	As part of the secondary waiver process, San Diego agreed to perform a recycled water study within the Metro service area. That study is currently underway, and MetroTAC has representatives participating in the working groups. TM #8 Costs estimates are out and PAs provided comments on TM#8 and have asked for a technical briefing. 10/16/11: Final draft of report is due out in November 2011.1/12: Final draft of report is due in March 2012.3/12: Final draft available for comments until 3/19/12 4/12: PUD staff to give presentation to Metro JPA at their May meeting. 5/12 PUD staff presented the Recycled Water Study to the Metro JPA at their May meeting. Metro JPA approved the Study as a planning document. Study to move forward to SD City Council in July 2012 with letter of support from JPA. 7/12: City of San Diego approved the Recycled Water Study; Study submitted on time to Coastal Commission. Final report uploaded to JPA website.11/12: San Diego received a letter from the Coastal Commission. Metro Commission consensus was that based on the tone of the Coastal Commission letter the region may be seeing some time line changes relative to San Diego's projections on the implementation of IPR and that the MetroTAC needs to manage all aspects including the Coastal Commission and multiple issues such as desalination water, Coastal Commissions attitude at this point and pending IPR programs we have heard about.	Scott Huth Al Lau Scott Tulloch Karyn Keese
IRWMP	4:12: Metro TAC received a presentation from Cathy Pieroni (City of San Diego) on the Integrated Regional Water Management Program (IRWMP). Group is still relatively informal but plans to become more structured during its upcoming 2 year plan update. There is a governance & finance work group that starts in the 3rd quarter of 2012 and at that point the JPA role will be examined. Padre Dam and Chula Vista are regular participants. 9/19: Cathy Pieroni gave an update. Recommendation by IRWM to the RAC to include a seat for the Metro JPA. Bob Kennedy will attend the October 3, 2012 meeting representing the JPA. 11/12: At their November 2012 meeting the Metro Commission unanimously appointed Bob Kennedy of Otay Water District as primary and Metro TAC Chairman Greg Humora as alternate to the IRWMPRAC. 2/13: On February 6, 2013 Bob Kennedy attended the IRWMP meeting. Metro JPA has been added as a permanent member of the Water Quality subcommittee of the RAC. The City of San Diego presented an overview of the Recycled Water Study. Next meeting scheduled for April 3, 2013. Closed 4/12 as the Metro JPA has become a member.	Bob Kennedy Greg Humora
Role of Metro JPA regarding Recycled Water	As plans for water reuse unfold and projects are identified, Metro JPA's role must be defined with respect to water reuse and impacts to the various regional sewer treatment and conveyance facilities 2/12: Scott Huth removed as member due to new position. JPA/Metro TAC needs to appoint a new representative. 4/13: Scott Tulloch added to this subcommittee. Metro TAC member needed. 5/13: Greg Humora added to this work group.6/13: This group was formalized by the JPA as the PLWTP Ad Hoc Technical Advisory Committee.	Greg Humora Karyn Keese Scott Tulloch
San Diego Wastewater 50th Anniversary Celebration	5/13: Cheryl Lester presented the draft plan for the Anniversary celebration. She requested Metro Commission/JPA participation. Commission Parks will represent the Commission/JPA. 9/13: The celebration was a big success and was well attended.	Sherryl Parks
SDG&E Rate Case	8/19: Karyn to check with Paula regarding latest SDG&E issues.11/12: Sophie Akins from BBK will present updated information to Metro TAC.	Paula de Sousa

Completed Items	Description	Subcommittee Member(s)
Salt Creek Diversion	9/2010: OWD, Chula Vista and San Diego met to discuss options and who will pay for project; Chula Vista and OWD are reviewing options. 2/2011: OWD and PBS&J reviewed calculations with PUD staff; San Diego to provide backup data for TAC to review. This option is also covered in the Recycle Water Study.10/26/11: Back-up information has still not been received from staff. 8/12: San Diego to conduct business case evaluation and add to Capital Improvement Program as recommend by Metro Commission to San Diego City Council on July 17, 2012 in support of the Recycled Water Study.5/14: PUD staff has prepared and presented a Business Case. This has been discussed at the March, April, & May Metro TAC meetings. 5/14: Metro TAC agreed with PUD staff recommendation that this project should not be pursued at this time. Otay abstained from the vote.	Roberto Yano Bob Kennedy Karyn Keese Rita Bell

Metro TAC
Participating Agencies
Selection Panel Rotation

Agency	Representative	Selection Panel	Date Assigned
Padre Dam	Neal Brown	IRWMP – Props 50 & 84 Funds	2006
El Cajon	Dennis Davies	Old Rose Canyon Trunk Sewer Relocation	9/12/2007
La Mesa	Greg Humora	As-Needed Piping and Mechanical	11/2007
National City	Joe Smith	MBC Additional Storage Silos	02/2008
Otay Water District	Rod Posada	As-Needed Biological Services 2009-2011	02/2008
Poway	Tom Howard	Feasibility Study for Bond Offerings	02/2008
County of San Diego	Dan Brogadir	Strategic Business Plan Updates	02/2008
Coronado	Scott Huth	Strategic Business Plan Updates	09/2008
Coronado	Scott Huth	As-needed Financial, HR, Training	09/2008
PBS&J	Karyn Keese	As-needed Financial, Alternate HR, Training	09/2008
Otay Water District	Rod Posada	Interviews for Bulkhead Project at the PLWTP	01/2009
Del Mar	David Scherer	Biosolids Project	2009
Padre Dam	Neal Brown	Regional Advisory Committee	09/2009
County of San Diego	Dan Brogadir	Large Dia. Pipeline Inspection/Assessment	10/2009
Chula Vista	Roberto Yano	Sewer Flow Monitoring Renewal Contract	12/2009
La Mesa	Greg Humora	Sewer Flow Monitoring Renewal Contract	12/2009
Poway	Tom Howard	Fire Alarm Panels Contract	12/2009
El Cajon	Dennis Davies	MBC Water System Improvements D/B	01/2010
Lemon Grove	Patrick Lund	RFP for Inventory Training	07/2010
National City	Joe Smith	Design/Build water replacement project	11/2010
Coronado	Scott Huth	Wastewater Plan update	01/2010
Otay Water District	Bob Kennedy	RFP Design of MBC Odor Control Upgrade/Wastewater Plan Update	02/2011
Del Mar	Eric Minicilli	Declined PS 2 Project	05/2011
Padre Dam	Al Lau	PS 2 Project	05/2011
County of San Diego	Dan Brogadir	RFP for As-Needed Biological Services Co.	05/2011
Chula Vista	Roberto Yano	North City Cogeneration Facility Expansion	07/2011
La Mesa	Greg Humora	confined space RFP selection panel	10/2011
Poway	Tom Howard	COSS's for both Water and WW	10/2011
El Cajon	Dennis Davies	Independent Accountant Financial Review & Analysis – All Funds	01/2012

Updated 11/2012

EXP

Lemon Grove	Mike James	MBC Dewatering Centrifuges Replacement (Passed)	01/2012
National City	Joe Smith	MBC Dewatering Centrifuges Replacement (Passed)	01/2012
Coronado	Godby, Kim	MBC Dewatering Centrifuges Replacement (Passed)	01/2012
Otay Water District	Bob Kennedy	MBC Dewatering Centrifuges Replacement (Accepted)/Strategic Planning Rep	01/2012
Del Mar	Eric Minicilli	New As Need Engineering Contract	02/2012
Padre Dam	Al Lau	PA Rep. for RFQ for As Needed Design Build Services (Passed)	05/2012
County of San Diego	Dan Brogadir	PA Rep. for RFQ for As Needed Design Build Services (Cancelled project)	05/2012
Chula Vista	Roberto Yano	As-Needed Condition Assessment Contract (Accepted)	06/2012
La Mesa	Greg Humora	New programmatic wastewater facilities condition (Awaiting Response)	11/2012
Poway	Tom Howard		
El Cajon	Dennis Davies		
Lemon Grove	Mike James		
National City	Joe Smith		
Coronado	Godby, Kim		
Otay Water District	Bob Kennedy		
Del Mar	Eric Minicilli		
Padre Dam	Al Lau		
El Cajon	Dennis Davies		
Lemon Grove	Patrick Lund		
National City	Joe Smith		
Coronado	Scott Huth		
Otay Water District	Bob Kennedy		
Del Mar	Eric Minicilli		
Padre Dam	Al Lau		
County of San Diego	Dan Brogadir		
Chula Vista	Roberto Yano		
La Mesa	Greg Humora		

ATTACHMENT 9

Pt. Loma Permit Renewal

Point Loma Permit/Potable Reuse
KEY MILESTONE DATES

06/12/2015

DATE	TASK	FOLLOW UP ACTION/STATUS
January	Begin outreach to regulators, legislators, key stakeholders and public	San Diego signed contract with Katz Assoc. 5/14
~~01/23/2014~~	San Diego meet with JPA on cost allocation. 1) Agree on methodology 2) Insert construction costs from facilities plan	San Diego to look at comparing PR facilities construction through secondary to secondary at Point Loma.
February	First draft of legislative language	Draft prepared
~~03/05/2014~~	San Diego (Ann, Brent, Bob, Allan) meet with EPA staff	Pure Water program was well received by EPA
~~10/08/2014~~	City of San Diego Environmental Committee	Consideration of Pt Loma Permit
~~10/16/2014~~	Metro Commission - VOTE on Supporting Permit	
~~11/18/2014~~	City of San Diego City Council Meeting	Consideration of Pt Loma Permit and Side Agreement. Passed 9-0
2015		
~~January~~	Submit NPDES Permit to the Environmental Protection Agency	Submitted!
	Prepare proposed lang for administrative fix to Clean Water Act	
	Be ready to provide lang for legislative fix to Clean Water Act	
~~05/07/2015~~	Cost allocation meeting	
~~05/15/2015~~	Stakeholders meeting	
~~05/20/2015~~	Present Phase 1 of cost allocation to Metro TAC	
~~06/04/2015~~	Metro JPA Strategic Planning Meeting at Pt Loma	
06/23/2015	Stakeholders meeting	
07/01/2015	Water Reliability Coalition Potable Reuse Media Training	
December	Finalize Phase 2 of cost allocation	
December	Begin drafting updated wastewater dispoal agreement	

Milestone Progress Dashboard

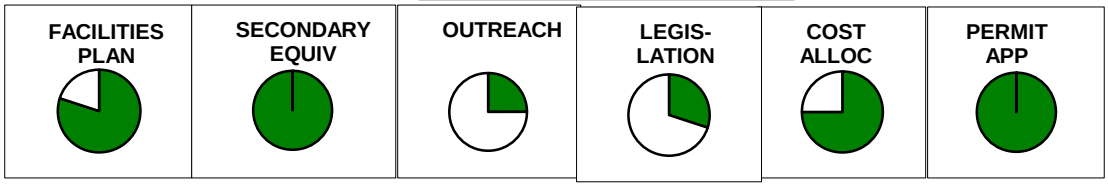

Amount of pie filled = % complete
Green = on schedule
Yellow = behind schedule
Red = late